

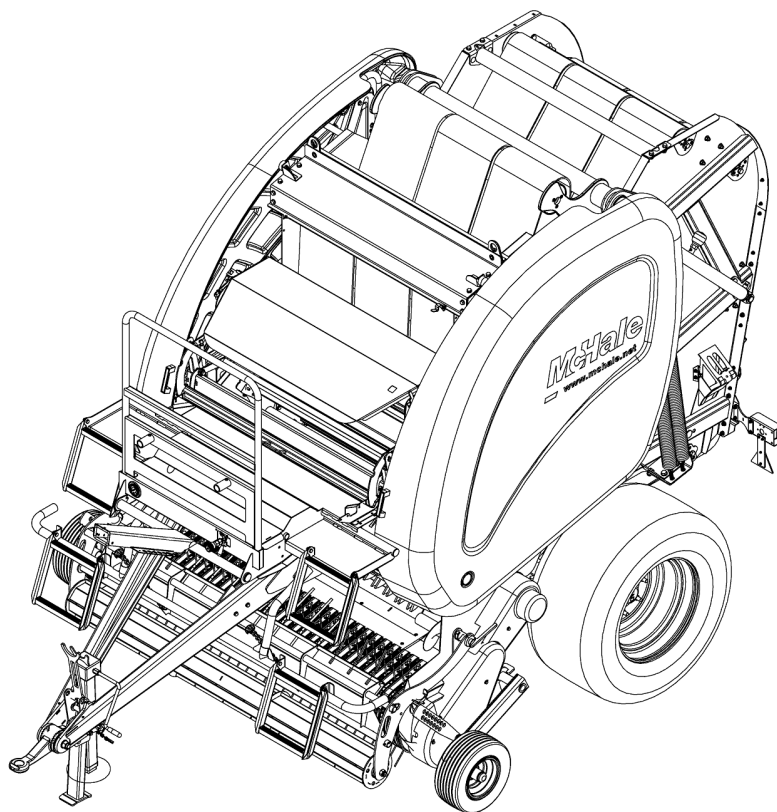
# McHale V660



QUALITY

I.S. EN ISO 9001:2008

**NSAI Certified**



## **V660** **Spare Parts Book**

[from serial no. 801284]

McHale,  
Ballinrobe,  
Co. Mayo, Ireland.

Tel: +353 94 9520300

Fax: +353 94 9520356

Email: [sales@mchale.net](mailto:sales@mchale.net)

Website: [www.mchale.net](http://www.mchale.net)

---

This page is intentionally left blank

---

## Introduction

---

The **McHale V660** which you have purchased has been developed through years of constant research and development. Given proper care and attention the **V660** will give years of reliable and dependable performance. However it is important that the operators manual is read and fully understood to achieve this, **before** the machine is operated. As part of this philosophy it is vital to use only **genuine McHale** replacement parts, as these are manufactured to the same high standard as the original machine. These may be obtained through your **McHale** dealer.

If any part of this manual is not fully understood, please contact your **McHale** dealer who will be able to answer any questions or queries that you might have. It is important to quote the machine serial number when requiring spare parts or technical assistance. Space is provided below to record the machine details:

<b>Serial number:</b>	
<b>Year of manufacture:</b>	
<b>Date of delivery:</b>	

If you require further copies of this spare parts manual please  
quote part number CLT00606

**Note:** Parts described as left and right are done so according to the direction that the machine normally travels in.

**Note:** Due to a policy of continuous product development and improvement *McHale Engineering* reserve the right to alter machine specifications without prior notice.

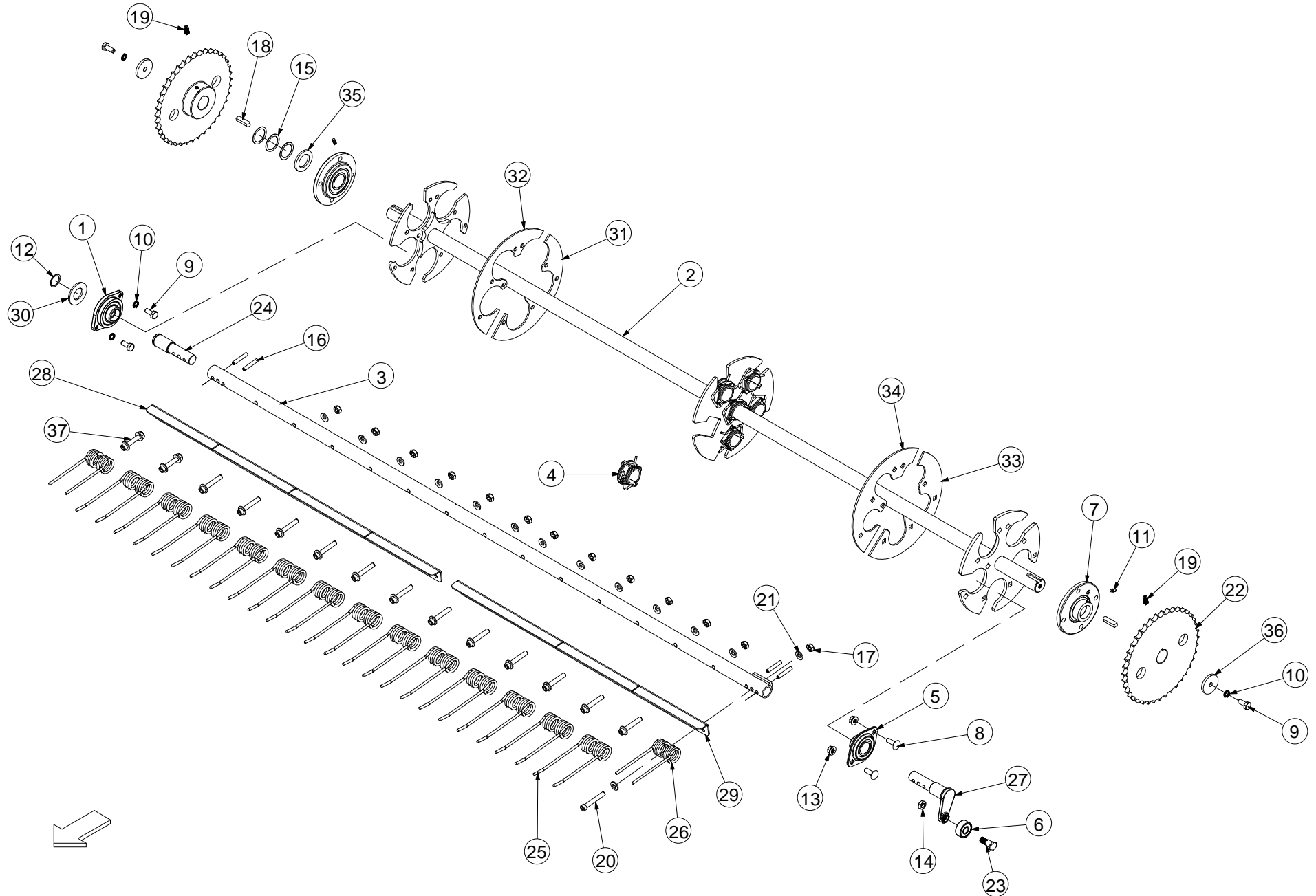
# Contents

Section	Page No	Document No	Section	Page No	Document No
<b>Pick-up unit</b>			Tension arm rollers (858)	50	SPD00858
Pick-up reel shaft (805)	6	SPD00805	Lower rear door rollers (867)	52	SPD00867
Pick-up reel chassis (804)	8	SPD00804	Rear door rollers (859)	54	SPD00859
Pick-up 3 (624)	10	SPD00624	Top drive roller (639)	56	SPD00639
Pick-up 4 (497)	12	SPD00497	Bottom drive roller (640)	58	SPD00640
Pick-up 5	14	SPD00667	Slatted roller (641)	60	SPD00641
Pick-up drop floor (668)	16	SPD00668	Bottom pressed roller (643)	62	SPD00643
Pick-up drop floor select (803)	18	SPD00803	Top pressed roller [from serial no 800350] (770)	64	SPD00770
Crop roller [On Fusion-F5-V6 from Serial No 655681-706661-800616] (775)	20	SPD00775	Small idle roller (645)	66	SPD00645
			Auger (646)	68	SPD00646
<b>PTO shaft &amp; Gearbox</b>			Moving roller (854)	70	SPD00854
PTO shaft [WWE2480]	22	SPD00491	Chains & Belts (872)	72	SPD00872
Gearbox 1 (605)	24	SPD00605	Front chamber LHS 1 (850)	74	SPD00850
Gearbox 2 (135)	26	SPD00135	Front chamber LHS 2 (851)	76	SPD00851
			Front chamber RHS (852)	78	SPD00852
<b>Chassis</b>			Rear chamber door 1 (848)	80	SPD00848
Drawbar (488)	28	SPD00488	Rear chamber door 2 (849)	82	SPD00849
Screw type jack (349)	30	SPD00349	Bale shape indicator [Up to serial no 801349] (657)	84	SPD00657
Steps & Platform [From Serial No 801045 On] (839)	32	SPD00839	Bale shape indicator [From serial no 801350] (865)	86	SPD00865
Bale damper (642)	34	SPD00642			
Axle & wheels (773)	36	SPD00773	<b>Netter</b>		
Axle braked (838)	38	SPD00838	Netter 1 (855)	88	SPD00855
Axle brake actuator brackets	40	SPD00693	Netter 2 (856)	90	SPD00856
Handbrake (691)	42	SPD00691	Net tensioner (857)	92	SPD00857
Air brake kit (695)	44	SPD00695			
Chassis (853)	46	SPD00853	<b>Hydraulic &amp; Electrical</b>		
Panels (873)	48	SPD00873	Hydraulic layout (652)	94	SPD00652
<b>Bale chamber</b>			Hydraulic valve door tension (844)	96	SPD00844



Section	Page No	Document No	Section	Page No	Document No
Hydraulic valve knives & floor V6 [from Serial No 800276+] (801)	98	SPD00801			
Hydraulic rams pick-up reel CRA00186 (182)	100	SPD00182			
Hydraulic rams drop floor CRA00193 (184)	102	SPD00184			
Hydraulic rams - roller & net reset rams (846)	104	SPD00846			
Grease pipes V6 (871)	106	SPD00871			
Oil system 1 (619)	108	SPD00619			
Oil & Grease fittings (553)	110	SPD00553			
Electrical control V6 (868)	112	SPD00868			
Electrical lighting kit CEL00602 (197)	114	SPD00197			
<b>Decals</b>					
Decals 1 (755)	116	SPD00755			
Decals 2 (756)	118	SPD00756			
Decals 3 (798)	120	SPD00798			
Decals 4 (799)	122	SPD00799			

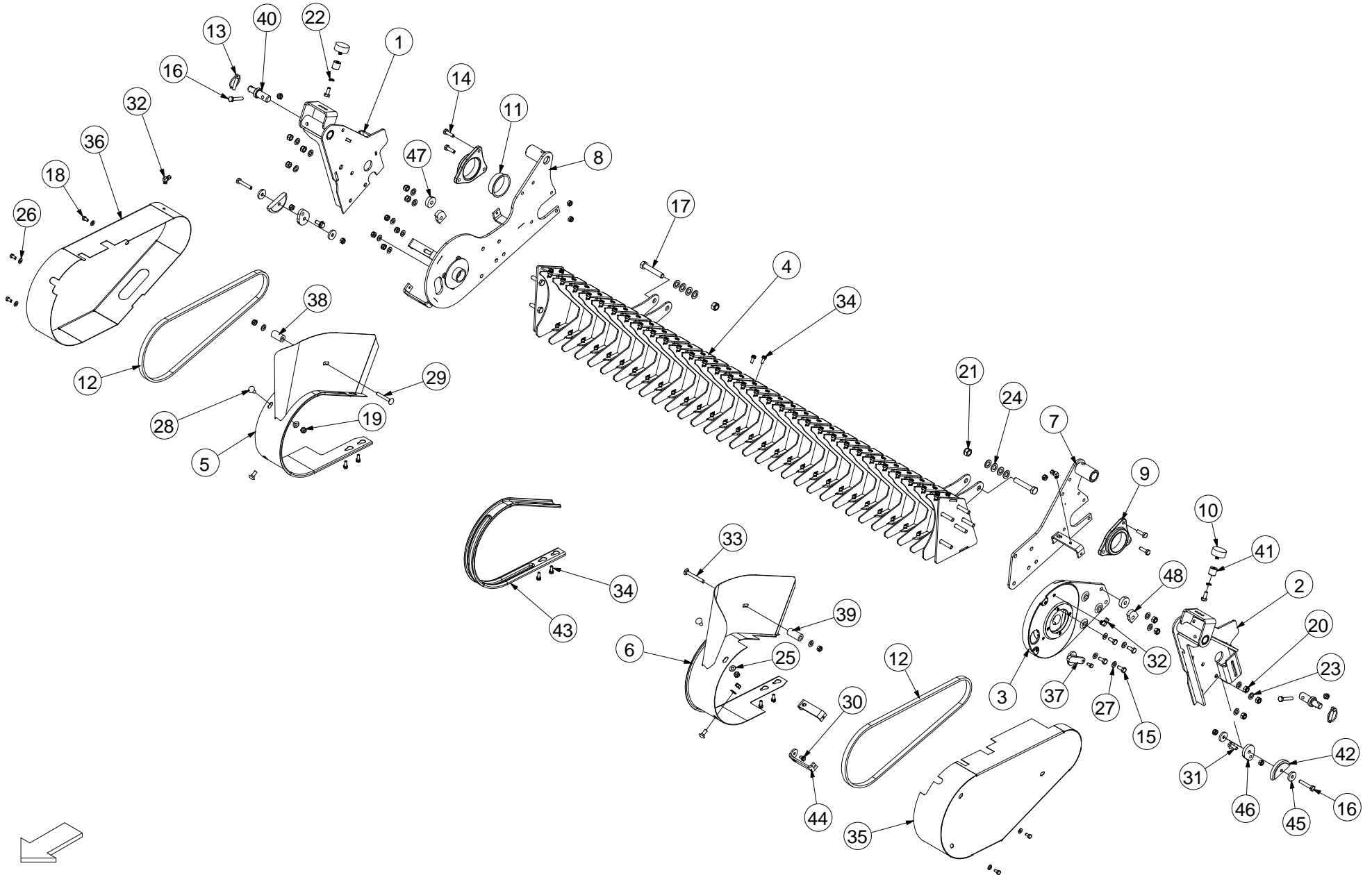
# Pick-up reel shaft (805)



No.	Part No	Description	Qty
1	ACH02226	REEL BEARING FLOATING ASSY	5
2	ACN00046	PICK UP REEL SHAFT ASSY 5 BAR	1
<i>5 TINE BAR REEL SHOWN</i>			
2	ACH00309	PICK UP REEL SHAFT ASSY 4 TINE	1
<i>USED ON 4 TINE BAR REEL ONLY</i>			
3	ALA00046	TYNE BAR ASSY REEL	5
4	ALA00177	BUSHING CENTER (ASSY) REEL	6
5	CBR00072	BEARING INA 2 BOLT RAE 30 NPPB	5
6	CBR00081	BEARING CAM INA LR 5202 NPPU	5
7	CBR00092	BEARING CIRCR FLNGE INA PME 35	2
8	CFA00017	SETSCREW M10X30 CUP SQ Z/P	10
9	CFA00024	SETSCREW M10X25 Z/P	12
10	CFA00137	WASHER SPRING 10MM H.D Z/P	12
11	CFA00217	GREASE NIPPLE M6X1.0 ST	2
12	CFA00402	CIRCLIP 30MM EXTERNAL	5
13	CFA00443	NUT M10 SERRATED FLANGE (DIN 6923)	10
14	CFA00446	NUT M12 HEXAGON LOCK/HALF NUT	5
15	CFA00512	SHIM 35X45X1.0 Z/P	3
16	CFA00538	SPIROL PIN 8X45 S/C	20
17	CFA00541	NUT M10 BRINKS SELF LOCKING	5
18	CFA00624	KEY 10x8x40 STRAIGHT	2
19	CFA00625	M10 x 20 GRUBSCREW	2
20	CFA00725	BOLT M10X65 SOC CAP	5
21	CFA02244	TINE BOLT WASER FOR P/U REEL	10
22	CMH00621	PLATWEHEEL 3/4" PITCH 40 T	2
23	CMH00672	BOLT SHOULDER 3/4" H	5
24	CMH00843	SHAFT 30X125 STEPPED & C-HOLES	5
25	CTN00008	TINE PICK UP REEL BA	65
26	CTN00014	TINE STRAIGHT PICK UP REEL	10
27	CTP00251	CAM AXLE (FORGED)	5
28	CZC02139	3MM L TYNE BAR CHANNEL BALER	5
29	CZC02140	3MM L TYNE BAR CHANNEL BALER	5
30	CZD02325	4MM L WASHER 30X58X4 Z/P	5
31	CZD04424	4MM L GRASS GUARD 5 TINE BAR REEL	1
32	CZD04425	GRASS GUARD 5 TINE BAR REEL	1
32	CZD02285	4MM L REEL GRASS PLATE 4 TINE	4
<i>USED ON 4 TINE BAR REEL ONLY</i>			
33	CZD04701	4MM L REEL SHAFT BOLT ON END PLATE	1
34	CZD04702	4MM L REEL SHAFT BOLT ON END PLATE	1
35	CZE00156	5MM L WASHER 35X55X5 Z/P	1
36	CZF02215	6MM L WASHER 10.5X50X6 Z/P	2
37	KST00058	KIT M10 BOLTS FOR PICKUP TINES X10	7
<i>INCLUDES BOLTS, NUTS &amp; WASHERS (SOLD IN MULTIPLES OF 10)</i>			

No.	Part No	Description	Qty
-----	---------	-------------	-----

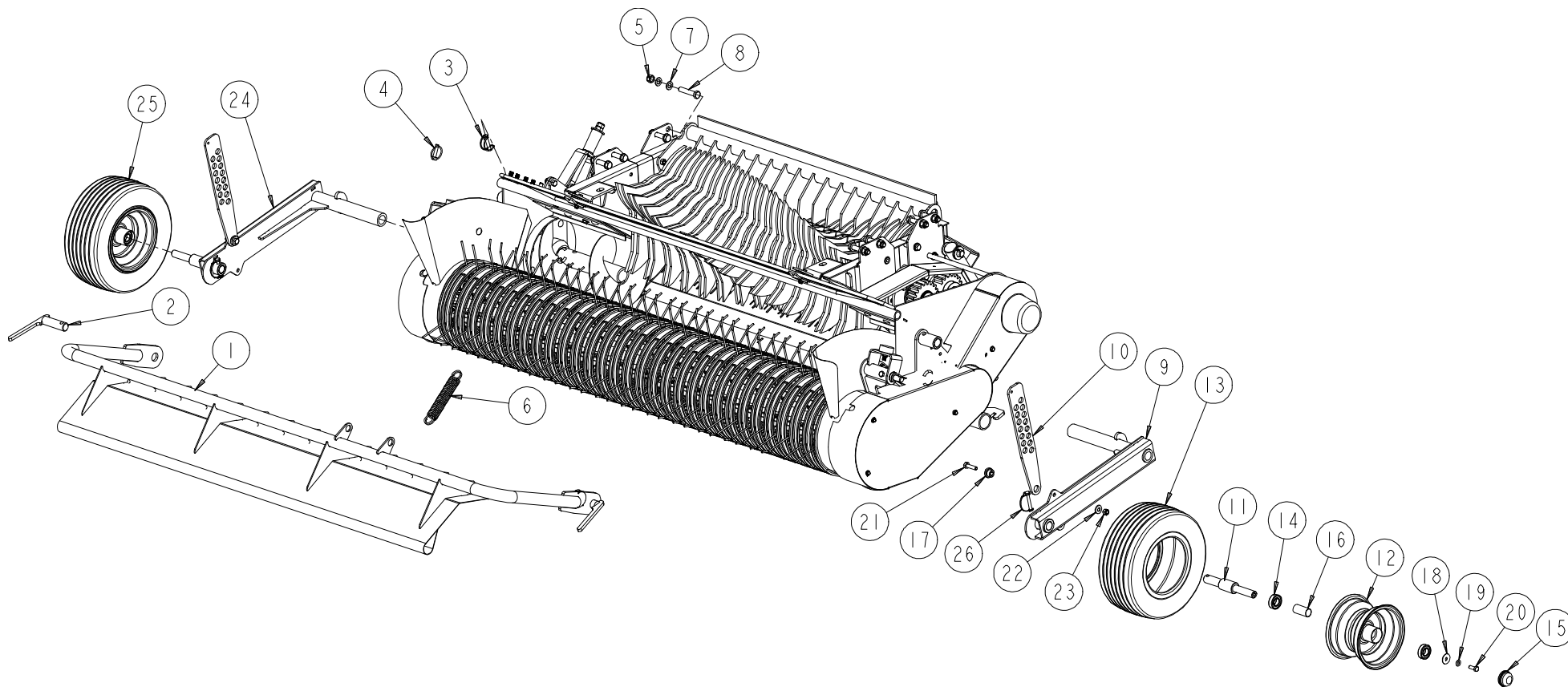
# Pick-up reel chassis (804)



No.	Part No	Description	Qty
1	ACH00298	REEL WELD ASSY OUTER (RIGHT)	1
2	ACH00301	REEL WELD ASSY OUTER (LEFT)	1
3	ACH00308	CAM TRACK ASSY	1
<i>INCLUDES ITEMS 15, 27, 30, 44 &amp; CTP00252</i>			
3	CTP00252	CAM TRACK CAST	1
3	ACH00354	CAM TRACK (DUTCH)	1
<i>FOR DUTCH MACHINES ONLY</i>			
4	ACH01004	REEL BACK PLATE WELD ASSY	1
5	ACH02315	OUTER BAND RHS	1
6	ACH02316	OUTER BAND LHS	1
7	ACH02351	REEL INNER BRACKET LEFT FUSION II	1
8	ACH02352	REEL INNER BRACKET RIGHT FUSION II	1
9	ALA00314	PICKUP REEL PIVOT BRACKET KIT	1
<i>KIT CONTAINS 2 HOUSINGS &amp; 2 IGUS BEARINGS (ITEM 11)</i>			
10	CBE00182	BUFFER RUBBER 50X21 M10X13	2
11	CBR00274	BEARING IGLIDUR GFM-7680-25	2
12	CCH02026	CHAIN ASA60H 3/4" 78 INC LINK	2
13	CFA00005	LINCH PIN 10MM	2
14	CFA00016	BOLT M10X35	4
15	CFA00024	SETSCREW M10X25 Z/P	6
16	CFA00027	BOLT M10X60 Z/P	4
17	CFA00063	BOLT M16X90 Z/P	2
18	CFA00101	SETSCREW M8X16 Z/P	7
19	CFA00123	NUT M10 NYLOC	20
20	CFA00124	NUT M12 NYLOC	10
21	CFA00128	NUT M16 NYLOC	2
22	CFA00137	WASHER SPRING 10MM H.D Z/P	2
23	CFA00138	WASHER FLAT 12MM Z/P	10
24	CFA00140	WASHER FLAT 16MM Z/P	8
25	CFA00201	WASHER FLAT 10 MM Z/P	6
26	CFA00249	WASHER SKM8	6
27	CFA00251	WASHER SKM10	8
28	CFA00442	SETSCREW M10X25 CUP SQ	4
29	CFA00474	BOLT M10X70 CUP SQUARE ZP	1
30	CFA00492	SETSCREW M8X12 FLANGED Z/P	2
31	CFA00520	SETSCREW M10X25 FLD ZP	2
32	CFA00542	OILER FITTING 90 DEG 1/8" BSP	3
<i>FITTING WITH NUT &amp; OLIVE (USED ON FUSION ONLY)</i>			
32	CFA02253	90 DEG. 1/8" 4MM QUICK CONNECTOR	3
<i>PUSH-IN FITTING (USED ON F5 &amp; V6 ONLY)</i>			
33	CFA00546	BOLT M10X85 CUP HEAD SQ Z/P	1
34	CFA00766	SETSCREW M8X20 FLANGED DIN6921 Z/P	130
35	CGD00034	GUARD REEL LEFT HAND	1
36	CGD00036	GUARD REEL RIGHT SIDE	1
37	CGD00050	CAM TRACK BLANKING CAP	1
38	CMH00740	BUSH 12X25X45	1
39	CMH00741	BUSH 12X25X55	1
40	CMH01035	PIN 25X97 AND12MM CH (Z/P)	2
41	CMH01088	BUSH 10X25X25 THREADED Z/P	2
42	CPL00043	PLASTIC CHAIN TENSIONER (REEL)	2

No.	Part No	Description	Qty
43	CTP00048	BAND PICK UP REEL (BALER)	29
44	CZF04369	6MM L CAM TRACK BRAC	2
45	CZF05111	6MM L PART SPACER	4
46	CZH02907	10MM L WASHER 10X50 FLAT SIDE ZP	2
47	CZI02045	12MM L WASHER 39.5X12.5X12	2
48	CZI02046	12MM L WASHER DOWEL	2

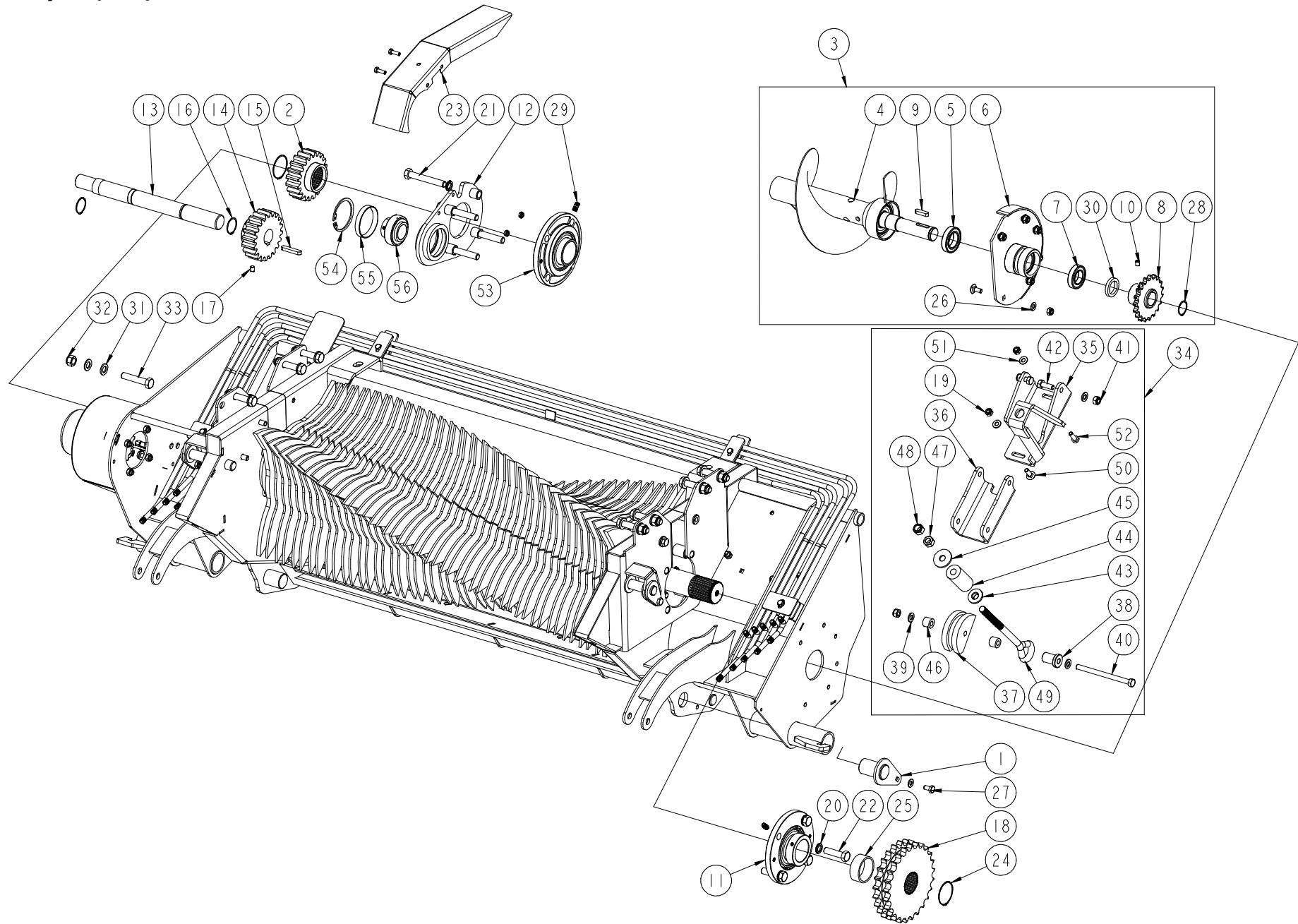
# Pick-up 3 (624)



No.	Part No	Description	Qty
1	ACH02331	GRASS GUARD ASSY FUSION II	1
2	ALA00035	HINGE PIN REEL FRONT	2
3	CFA00194	LINCH PIN PIPE 10MMX50MM	2
4	CFA00005	LINCH PIN 10MM	2
5	CFA00128	NUT M16 NYLOC	10
6	ACN00065	GRASS GUARD CHAIN ASSY FUSION II	1
7	CFA00140	WASHER FLAT 16MM Z/P	28
8	CFA00498	BOLT M16 X 80 Z/P	8
9	ADB00052	PICKUP WHEEL ASSY ST BALER	1
10	CZG04245	8MM L WHEEL GUIDE PART	1
11	CMH00962	PIN 30X200 STEPPED	1
12	CWH00035	WHEEL RIM 5.50AX8	1
13	CWH00036	TYRE 170/60-8 VREDESTEIN 6PLY	1
14	CBR00009	BEARING 6205 2RS	2
15	CTP00070	DUST CAP 170/60-8 VREDESTEIN	1
16	CMH00838	BUSH 27X30.25X62 REEL WHEEL	1
17	CMH00771	BUSH 12X35 STEPPED	1
18	CFA00134	WASHER MUDWING M10X38MM OD	1
19	CFA00251	WASHER SKM10	1
20	CFA00025	SETSCREW M10X30	1
21	CFA00079	BOLT M12X45	1
22	CFA00139	WASHER FLAT 12MM H/D Z/P	1
23	CFA00124	NUT M12 NYLOC	1
24	ADB00051	PICKUP WHEEL COMP ASSY RIGHT	1
25	CWH00037	WHEEL 170/60 8 ( V 64 )	1
26	CFA00708	LINCH PIN PIPE 9.5X57	2

No.	Part No	Description	Qty
-----	---------	-------------	-----

**Pick-up 4 (497)**





No.	Part No	Description	Qty
1	ACH00321	PIN CHOPPER FLOOR HINGE Z/P	2
2	CMH00652	GEAR SPUR MOD6 20 TOOTH SPLINE	1
3	ACH00328	AUGER COMPLETE ASSY. (RIGHT)	1
4	ACH00327	AUGER ASSY. (RIGHT)	1
5	CBR00076	BEARING 6008 2RS	1
6	ACH00313	BEARING HOUSING WELD ASSY.	1
7	CBR00001	BEARING 6007 2RS	1
8	ACH00326	SPROCKET AUGER ASSY. (RIGHT)	1
9	CFA00239	KEY 10X8X40	1
10	CFA00559	GRUBSCREW M10X12	1
11	ARC00067	ROTOR BEARING ASSY DRIVE SIDE	1
12	CTP00391	BEARING HOLDER ASSY SPUR GEARS	1
<i>REPLACES ACH00030</i>			
12	ACH00331	BEARING HOLDER ASSY	1
<i>INCLUDES ITEMS 54, 55 &amp; 56</i>			
13	CMH00657	SHAFT 40 X 450.5 STE	1
14	CMH00653	GEAR SPUR MOD6 20T 40MM ID	1
15	CFA00558	KEY 12X8X60	1
16	CFA00551	CIRCLIP 40MM EXTERNAL	2
17	CFA00559	GRUBSCREW M10X12	1
18	CMH00659	SPROCKET 1" PITCH 25 T DUPLEX	1
19	CFA00123	NUT M10 NYLOC	28
20	CFA00783	WASHER NL16 NORD-LOCK	8
21	CFA00787	BOLT M16X100 Z/P DIN931 GRADE 10.9	4
22	CFA00786	BOLT M16X60 Z/P DIN931 GRADE 10.9	4
23	CZB02160	1.5MM L SPUR GEAR GUARD BALER	1
24	CFA00513	CIRCLIP 60MM EXTERNAL	2
25	CXT00262	TUBE 70X4.5X27 RAM TUBE	1
26	CFA00251	WASHER SKM10	18
27	CFA00023	SETSCREW M10X20 Z/P	2
28	CFA00514	CIRCLIP 35MM EXTERNAL	2
29	CFA00550	ROTOR BEARING GREASE FITTING	2
30	CZG02115	8MM L AUGER SPACER	1
31	CFA00140	WASHER FLAT 16MM Z/P	16
32	CFA00128	NUT M16 NYLOC	8
33	CFA00498	BOLT M16 X 80 Z/P	8
34	ACH00865	DUPLEX TENSIONER	1
35	ACH00864	DUPLEX CHAIN TENSIONER BASE	1
36	ACH02294	DUPLEX TENSIONER WELD ASSY	1
37	CPL00055	CHAIN TENSIONER SLIDE 1"DUPLEX	1
38	CMH01022	BUSH 8X35X45 STEPPED	1
39	CFA00138	WASHER FLAT 12MM Z/P	4
40	CFA00747	BOLT M12X170Z/P	1
41	CFA00124	NUT M12 NYLOC	3
42	CFA00033	SETSCREW M12X35 Z/P	2
43	CMH01109	WASHER 17X40X12 Z/P	1
44	CBE00174	RUBBER SPRING 16X40X80	1
45	CZD04321	4MM L WASHER 16X40X4 Z/P	1
46	CMH01110	BUSH 12X25X19.5	2

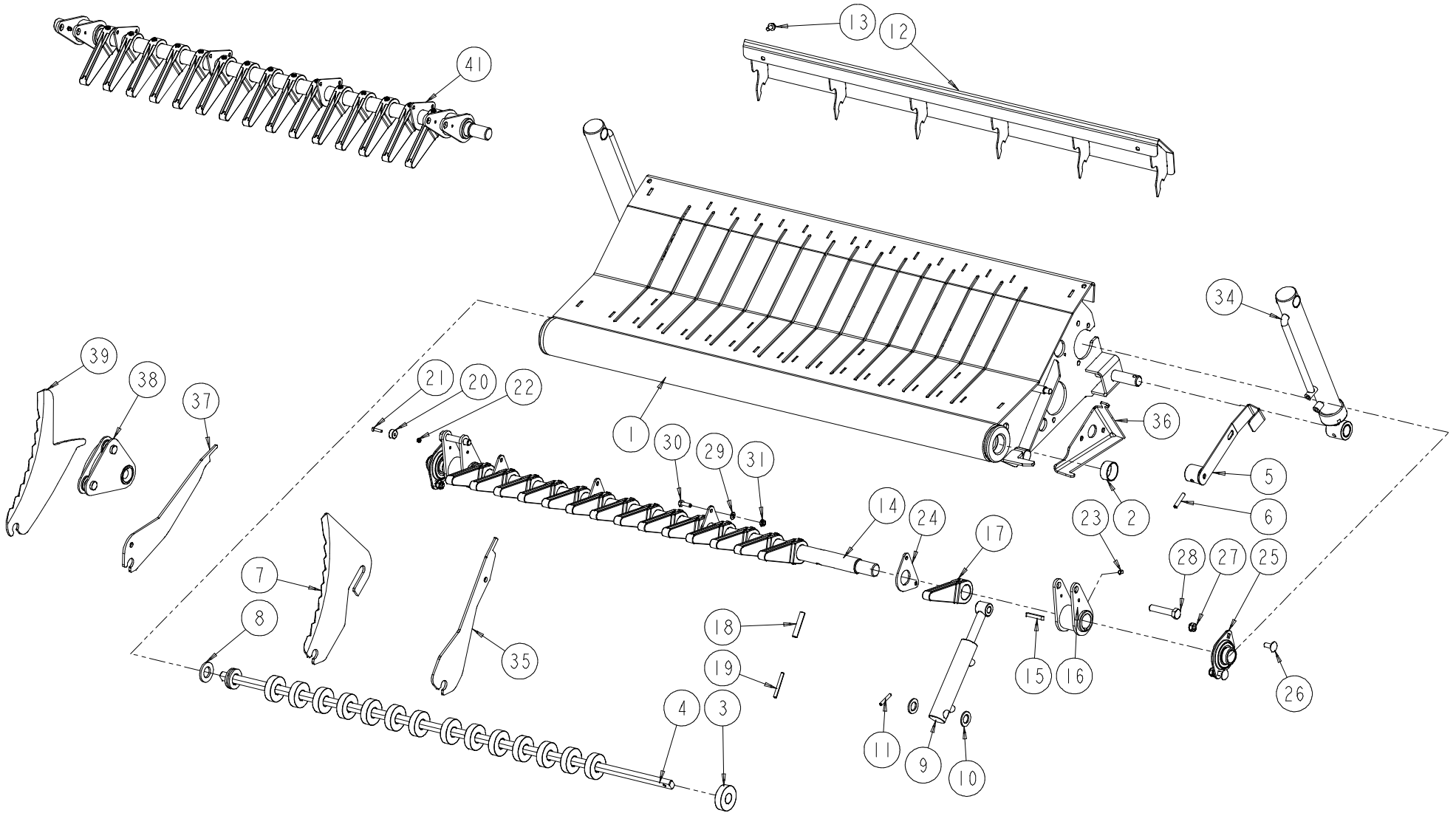
No.	Part No	Description	Qty
47	CFA00127	NUT M16	1
48	CFA00128	NUT M16 NYLOC	1
49	CFA00784	EYE BOLT M16X360 (DUPLEX TENSIONER)	1
50	CFA00017	SETSCREW M10X30 CUP SQ Z/P	1
51	CFA00201	WASHER FLAT 10 MM Z/P	3
52	CFA00025	SETSCREW M10X30	1
53	CBR00078	BEARING FEC 60 4 BOLT FLANGE	1
54	CFA00232	CIRCLIP 85MM INTERNAL	1
55	CMH00245	BEARING RETAINER 1040 35MM	1
56	CBR00093	BEARING INSERT INA GYE 40 KRRB	1



No.	Part No	Description	Qty
1	ACH02311	CHOPPER CHASSIS COMP WELD ASSY	1
2	ACH00573	15 KNIFE ROTOR WELD ASSY	1
		15 KNIFE	
2	ACH00317	23 KNIFE ROTOR WELD ASSY	1
		23 KNIFE	
2	ACH00852	STD BALER LIGHT ROTOR	1
		NON CHOPPER	
3	CZD04345	4MM L AUGER CLEANING PLATE FUSION	1
4	CZD02227	4MM L CHOPPER UNIT PART	1
5	ACH01046	15K COMB ASSY BELT BALER MK MKII	1
		15 KNIFE	
5	ACH02471	23K COMB ASSY BELT V660 MKII	1
		23 KNIFE	
5	ACH02472	FEED ROTOR COMB ASSY V660	1
		NON CHOPPER	
6	ACH00325	AUGER COMPLETE ASSY. (LEFT)	1
7	ACH00314	AUGER LEFT SIDE	1
8	CBR00076	BEARING 6008 2RS	1
9	ACH00423	BEARING HOUSING WELD ASSY.	1
10	CBR00001	BEARING 6007 2RS	1
11	CMH00633	SPROCKET 3/4" PITCH 19T DOUBLE	1
12	CFA00239	KEY 10X8X40	1
13	CXT00259	TUBE 42.4X3X16	1
14	CFA00625	M10 x 20 GRUBSCREW	1
15	ARC00182	ROTOR SEAL RING ASSY (KOREA) M10	2
		15 KNIFE	
15	ARC00227	ROTOR SEAL RING ASSY 23K	2
		23 KNIFE AND NON CHOPPER	
16	CMT00063	CLUTCH PICK-UP (900 Nm)	1
17	CMH00727	PLATEWHEEL 3/4" PITCH 32T	1
18	CFA00024	SETSCREW M10X25 Z/P	6
19	CFA00251	WASHER SKM10	6
20	CBR00268	BEARING GLACIER DU 4	1
21	CFA00442	SETSCREW M10X25 CUP SQ	12
22	CFA00123	NUT M10 NYLOC	28
23	CZD00121	4MM L CUT & TIE SPACER Z/P	1
24	CFA00137	WASHER SPRING 10MM ZP HD	2
25	CFA00027	BOLT M10X60 Z/P	1
26	CFA00250	WASHER SKM12	4
27	CZB02160	1.5MM L SPUR GEAR GUARD BALER	1
28	CGD00057	GUARD SLIPCLUTCH PICKUP REEL	1
29	CPL00043	PLASTIC CHAIN TENSIONER (REEL)	1
30	CHY02606	PIPE ASSY F5 SERIES NEW HYDRAULICS	1
31	CFA00249	WASHER SKM8	9
32	CFA00101	SETSCREW M8X16 Z/P	6
33	CFA00106	BOLT M8X45 Z/P	2
34	CFA00133	NUT M8 Z/P	2
35	CFA00542	OILER FITTING 90 DEG 1/8" BSP	1
36	CZH02584	10MM L WASHER 40X10.5 Z/P	2
37	CFA00330	BOLT M12X80 Z/P	1

No.	Part No	Description	Qty
38	CFA00125	NUT M12 Z/P	1
39	CZF02215	6MM L WASHER 10.5X50X6 Z/P	2
40	CFA00075	BOLT M10X75 Z/P	1
41	CFA00132	NUT M8 NYLOC Z/P	2
42	CFA00251	WASHER SKM10	16
43	CFA00068	BOLT M10X25 CUP SQ. Z/P	7
44	CFA00512	SHIM 35X45X1.0 Z/P	3
45	CFA00514	CIRCLIP 35MM EXTERNAL	2
46	CBR00104	BEARING INA TME 40 GE 40 KPPB3	1
47	CFA00311	SETSCREW M10X35 Z/P	4
48	CZF02904	6MM L GUARD BRACKET BALER	2
49	CFA00553	GREASE NIPPLE M6X1.0 45 DEG	1
50	CFA00081	KEY 10X8X45	1
51	ALA00247	DROP FLOOR RAM PIN Z/P	2
52	CPL00087	NYLON STRIP	1

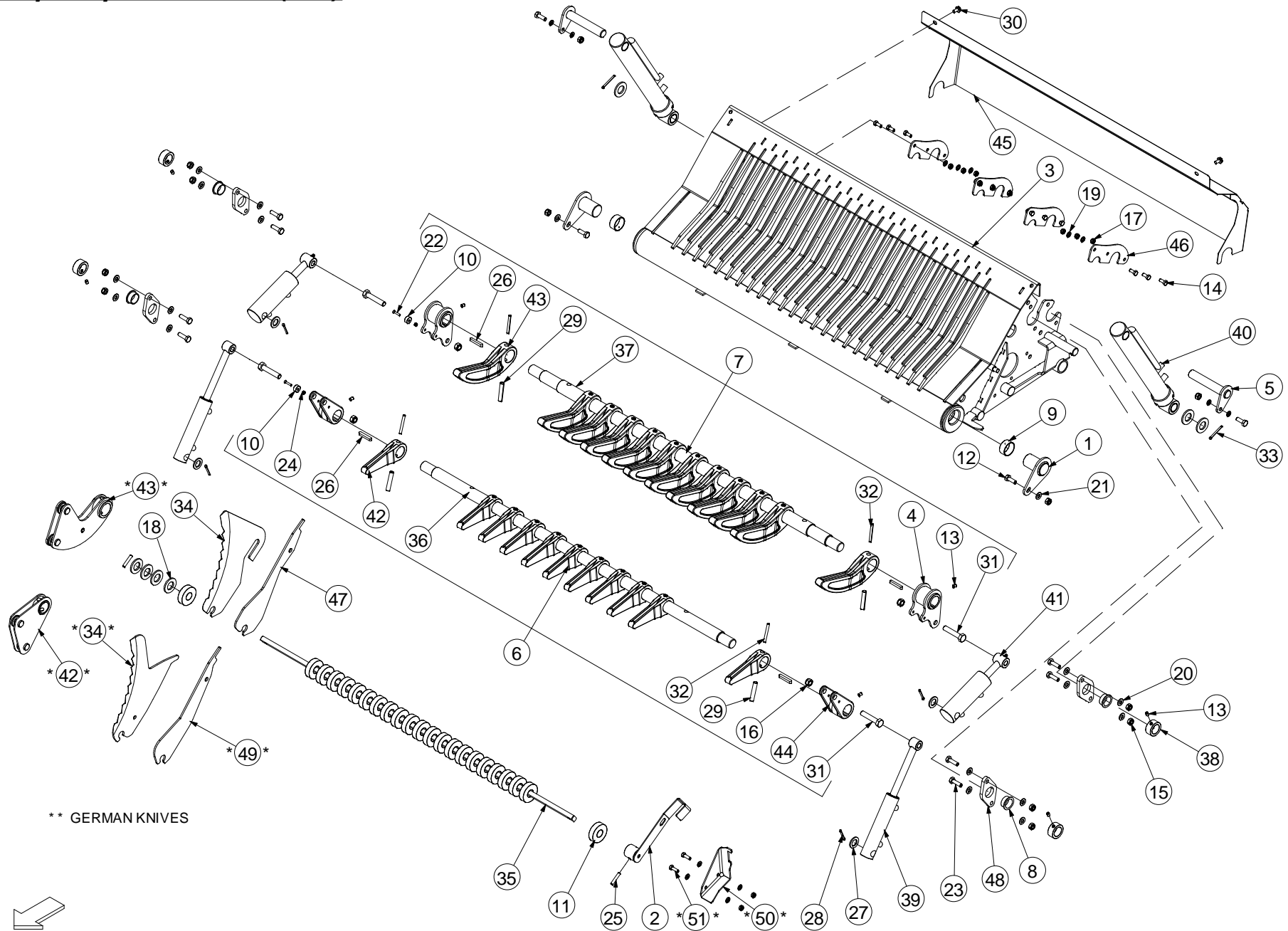
**Pick-up drop floor (668)**



No.	Part No	Description	Qty
1	ACH00572	15 KNIFE FLOOR WELD ASSY	1
		15 KNIFE	
1	ACH02325	23 KNIFE FLOOR WELD ASSY	1
		23 KNIFE	
1	ACH00900	DROP FLOOR NON CHOPPER	1
		NON CHOPPER	
2	CBR00268	BEARING GLACIER DU 4	2
3	CEL00154	MAGNET 60 X24 X 17	15
4	CMH00641	SHAFT 22 X 1310	1
5	ACH00323	KNIFE RELEASE LEVER ASSY	1
6	CFA00009	ROLL PIN 8X40	1
7	CKN00014	KNIFE CHOPPER UNIT	1
8	CFA00135	WASHER FLAT 1" Z/P	4
9	CRA00185	RAM KNIFE ACTUATION BW	2
10	CFA00413	WASHER FLAT 20MM Z/P	4
11	CFA00073	ROLL PIN 6X40	2
12	ACH02551	DROPFLOOR GUARD ASSY V6	1
		REPLACES CZB04261	
13	CFA00519	SETSCREW M8X16 FLD ZP	2
14	CMH01069	SHAFT 35X1300	1
		15 KNIFE	
14	CMH01068	SHAFT 35X1300	1
		23 KNIFE	
15	CFA00387	KEY 8X7X50	2
16	CTP00372	KNIFE RAM ACTUATOR CAST	2
		REPLACES ACH02286	
17	CTP00266	KNIFE ACTUATOR ARM 35MM	15
18	CFA00504	ROLL PIN 12X60	15
19	CFA00642	ROLL PIN 7X60	15
20	CEL00059	MAGNET 20 X 10 260369	1
21	CFA00261	SETSCREW M5X25 CSK HEX SS	1
22	CFA00348	NUT M5 NYLOC SS	1
23	CFA00051	GRUBSCREW M8X10	2
24	CZD04279	4MM L KNIFE ARM LOCK BAR	4
25	CBR00072	BEARING INA 2 BOLT RAE 30 NPPB	2
26	CFA00068	BOLT M10X25 CUP SQ. Z/P	4
27	CFA00123	NUT M10 NYLOC	4
28	CFA00547	BOLT M14X70 Z/P	2
29	CFA00147	WASHER FLAT 8MM Z/P	16
30	CFA00102	SETSCREW M8X25 Z/P	8
31	CFA00132	NUT M8 NYLOC Z/P	8
32	CFA00222	WASHER FLAT 14MM Z/P	8
33	CFA00126	NUT M14 NYLOC	2
34	CRA00193	RAM CHOPPER FLOOR 20	2
35	CZE00143	5MM L KNIFE BLANK BALER	1
36	CZD02356	4MM L LOCK BRACKET	1
		GERMAN CHOPPER UNITS	
37	CZE00168	5MM L KNIFE BLANK	8
		GERMAN CHOPPER UNITS	
38	ACN00055	KNIFE HOLDER GERMAN 35MM	15
		GERMAN CHOPPER UNITS	

No.	Part No	Description	Qty
39	CKN00016	KNIFE FOR GERMAN DROP FLOOR	15
		GERMAN CHOPPER UNITS	
41	ALA00203	15 KNIFE ARM ASSY	1
		15 KNIFE [Specify Machine type/Serial No + Year of manufacture when ordering this part]	
41	ALA00202	23 KNIFE ARM ASSY	1
		23 KNIFE [Specify Machine type/Serial No + Year of manufacture when ordering this part]	
41	ALA00204	23 KNIFE ARM GERMAN	1
		23 KNIFE GERMAN CHOPPER UNITS [Specify Machine type/Serial No + Year of manufacture when ordering this part]	

# Pick-up drop floor select (803)

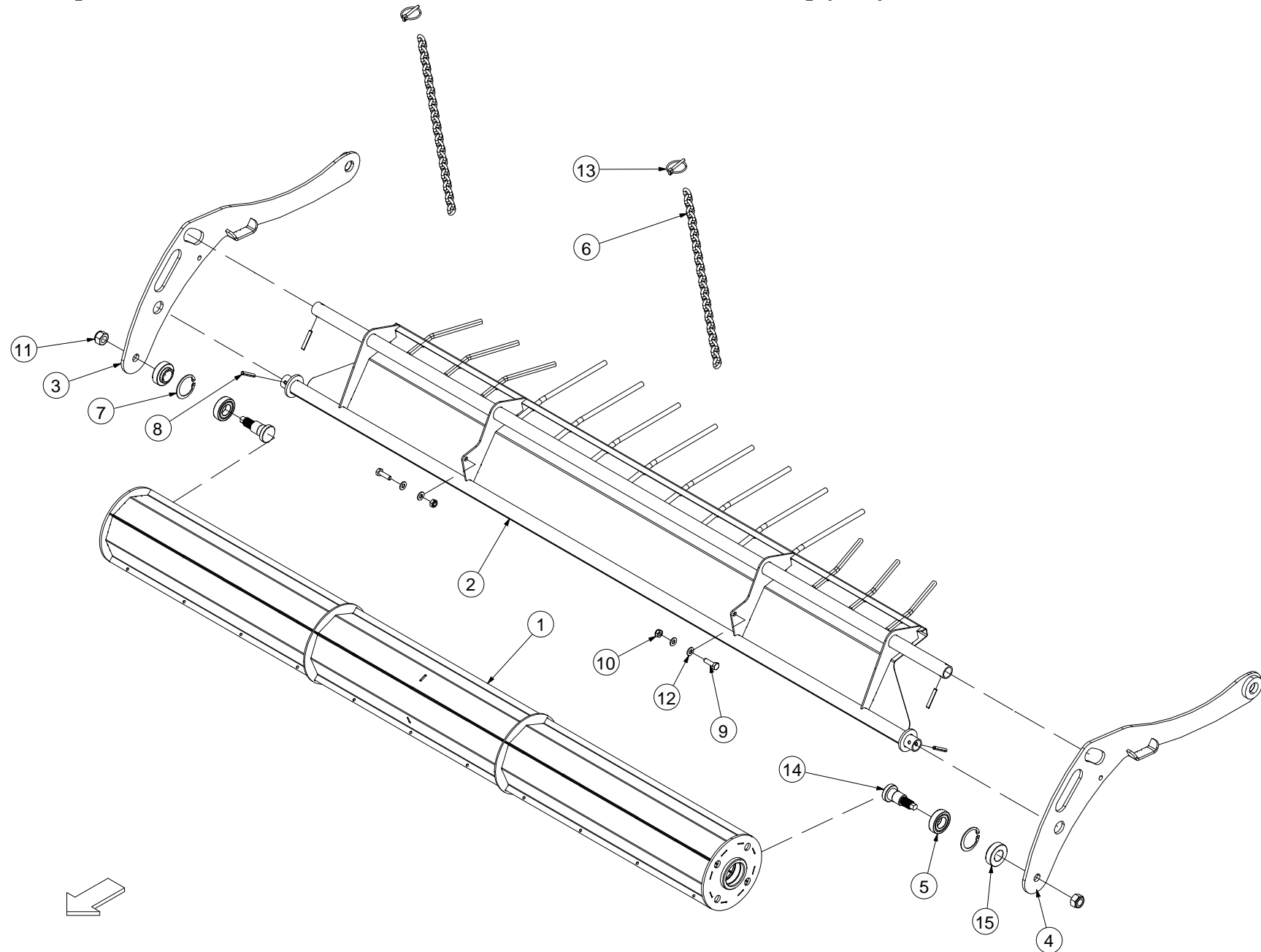


\*\* GERMAN KNIVES

No.	Part No	Description	Qty
1	ACH00321	PIN CHOPPER FLOOR HINGE Z/P	2
2	ACH00323	KNIFE RELEASE LEVER ASSY	1
3	ACH01093	DROP FLOOR WELD ASSY	1
<i>23 KNIFE</i>			
3	ACH01113	DROP FLOOR WELD ASSY	1
<i>15 KNIFE</i>			
4	ACH01096	KNIFE ACTUATOR SELECT KNIFE	2
5	ALA00247	DROP FLOOR RAM PIN Z/P	2
6	ALA00436	23K SELECT KNIFE ARM 1 ASSY	1
<i>STANDARD KNIVES (23 KNIFE SHOWN) INCLUDES ITEMS 10, 16, 24, 26, 29, 31, 32, 36, 42 &amp; 44</i>			
6	ALA00460	15K ARM 1 SELECT KNIFE ASM	1
<i>STANDARD KNIVES (15 KNIFE) INCLUDES ITEMS 10, 16, 24, 26, 29, 31, 32, 36, 42 &amp; 44</i>			
6	ALA00488	23K GERMAN SELECT FRONT ARM ASSY	1
<i>** GERMAN KNIVES (23 KNIFE) INCLUDES ITEMS 10, 16, 24, 26, 29, 31, 32, 36, 42 &amp; 44</i>			
6	ALA00466	15K ARM 1 SELECT KNIFE	1
<i>** GERMAN KNIVES (15 KNIFE) INCLUDES ITEMS 10, 16, 24, 26, 29, 31, 32, 36, 42 &amp; 44</i>			
7	ALA00437	23K SELECT KNIFE ARM 2 ASSY	1
<i>STANDARD KNIVES (23 KNIFE SHOWN) INCLUDES ITEMS 4, 10, 13, 22, 26, 29, 31, 32, 37 &amp; 43</i>			
7	ALA00461	15K ARM 2 ASSY SELECT KNIFE	1
<i>STANDARD KNIVES (15 KNIFE) INCLUDES ITEMS 4, 10, 13, 22, 26, 29, 31, 32, 37 &amp; 43</i>			
7	ALA00489	23K GERMAN SELECT KNIFE ARM ASSY	1
<i>** GERMAN KNIVES (23 KNIFE) INCLUDES ITEMS 4, 10, 13, 22, 26, 29, 31, 32, 37 &amp; 43</i>			
7	ALA00465	15K GERMAN SELECT KNIFE ARM 2	1
<i>** GERMAN KNIVES (15 KNIFE) INCLUDES ITEMS 4, 10, 13, 22, 26, 29, 31, 32, 37 &amp; 43</i>			
8	CBR00068	BEARING 30X34X16 STEPPED PLAS	4
9	CBR00268	BEARING GLACIER DU 4	2
10	CEL00059	MAGNET 20 X 10 260369	2
11	CEL00154	MAGNET 60 X24 X 17	23
12	CFA00025	SETSCREW M10X30	4
13	CFA00051	GRUBSCREW M8X10	8
14	CFA00052	SETSCREW M8X20 Z/P	12
15	CFA00123	NUT M10 NYLOC	12
16	CFA00126	NUT M14 NYLOC	4
17	CFA00132	NUT M8 NYLOC Z/P	14
18	CFA00135	WASHER FLAT 1" Z/P	8
19	CFA00147	WASHER FLAT 8MM Z/P	20
20	CFA00201	WASHER FLAT 10 MM Z/P	16
21	CFA00251	WASHER SKM10	2
22	CFA00261	SETSCREW M5X25 CSK HEX SS	2
23	CFA00311	SETSCREW M10X35 Z/P	8
24	CFA00348	NUT M5 NYLOC SS	2
25	CFA00380	ROLL PIN 8X40 Z/P	2
26	CFA00387	KEY 8X7X50	4
27	CFA00413	WASHER FLAT 20MM Z/P	4
28	CFA00475	SPLIT PIN 5X40 Z/P	4
29	CFA00504	ROLL PIN 12X60 ZP	23
30	CFA00519	SETSCREW M8X16 FLD ZP	2
31	CFA00547	BOLT M14X70 Z/P	4
32	CFA00642	ROLL PIN 7X60 Z/P	23
33	CFA00669	SPLIT PIN 8X50 Z/P	2

No.	Part No	Description	Qty
34	CKN00014	KNIFE CHOPPER UNIT	23
<i>STANDARD KNIVES</i>			
34	CKN00016	KNIFE FOR GERMAN DROP FLOOR	23
<i>** GERMAN KNIVES</i>			
35	CMH00641	SHAFT 22 X 1310	1
36	CMH01225	SHAFT35X1300	1
<i>23 KNIFE (SHOWN)</i>			
36	CMH01069	SHAFT35X1300	1
<i>15 KNIFE</i>			
37	CMH01308	SHAFT40X1300	1
<i>23 KNIFE (SHOWN)</i>			
37	CMH01358	SHAFT40X1300	1
<i>15 KNIFE</i>			
38	CMH01314	BUSH 30X40X20	4
39	CRA00185	RAM KNIFE ACTUATION BW	2
40	CRA00193	RAM CHOPPER FLOOR 20	2
41	CRA00637	RAM 45X20 SELECT KNIFE	2
42	CTP00266	KNIFE ACTUATOR ARM	11
<i>STANDARD KNIVES</i>			
42	ACN00055	KNIFE HOLDER GERMAN 12MM HOLE	11
<i>** GERMAN KNIVES</i>			
43	CTP00360	KNIFE ARM SELECTABLE FLOOR	12
<i>STANDARD KNIVES</i>			
43	ALA00467	KNIFE ARM ASSY SELECT KNIFE	12
<i>** GERMAN KNIVES</i>			
44	CTP00372	KNIFE RAM ACTUATOR	2
45	CZB00230	1.5MM DROP FLOOR GRASS GUARD	1
46	CZD02628	4MM L DROP FLOOR PART	4
47	CZE00143	5MM L KNIFE BLANK BALER	1
<i>STANDARD KNIFE BLANK</i>			
48	CZH03537	10MM L SHAFT BUSH BRACKET	4
49	CZE00168	5MM L KNIFE BLANK (GERMAN)	1
<i>** GERMAN KNIFE BLANK</i>			
50	CZD02647	4MM L KNIFE LOCK BRACKET	1
<i>** GERMAN KNIVES ONLY</i>			
51	CFA00102	SETSCREW M8X25 Z/P	2
<i>** GERMAN KNIVES ONLY</i>			

**Crop roller [On Fusion-F5-V6 from Serial No 655681-706661-800616] (775)**





No.	Part No	Description	Qty
1	ARC00324	CROP ROLLER WELD ASSY SMALL	1
2	ARC00325	CROP ROLLER COVER PLATE ASSY	1
3	ARC00326	CROP ROLLER SIDE PLATE ASSY (RHS)	1
4	ARC00327	CROP ROLLER SIDE PLATE ASSY (LHS)	1
5	CBR00299	BEARING 206 NPPB 30MM SPHERICAL	2
6	CCH00186	CHAIN 7X20 X 30 LINKS	2
7	CFA00002	CIRCLIP INTERNAL 20X1 DIN 472	2
8	CFA00010	ROLL PIN 8X50 Z/P	4
9	CFA00016	BOLT M10X35	2
10	CFA00123	NUT M10 NYLOC	2
11	CFA00129	NUT M20 NYLOC	2
12	CFA00201	WASHER FLAT 10 MM Z/P	4
13	CFA00202	LINCH PIN 6MM	2
14	CMH00148	SHAFT 30X95 M20 THREAD	2
15	CMH01445	BUSH 30X50X25 Z/P	2

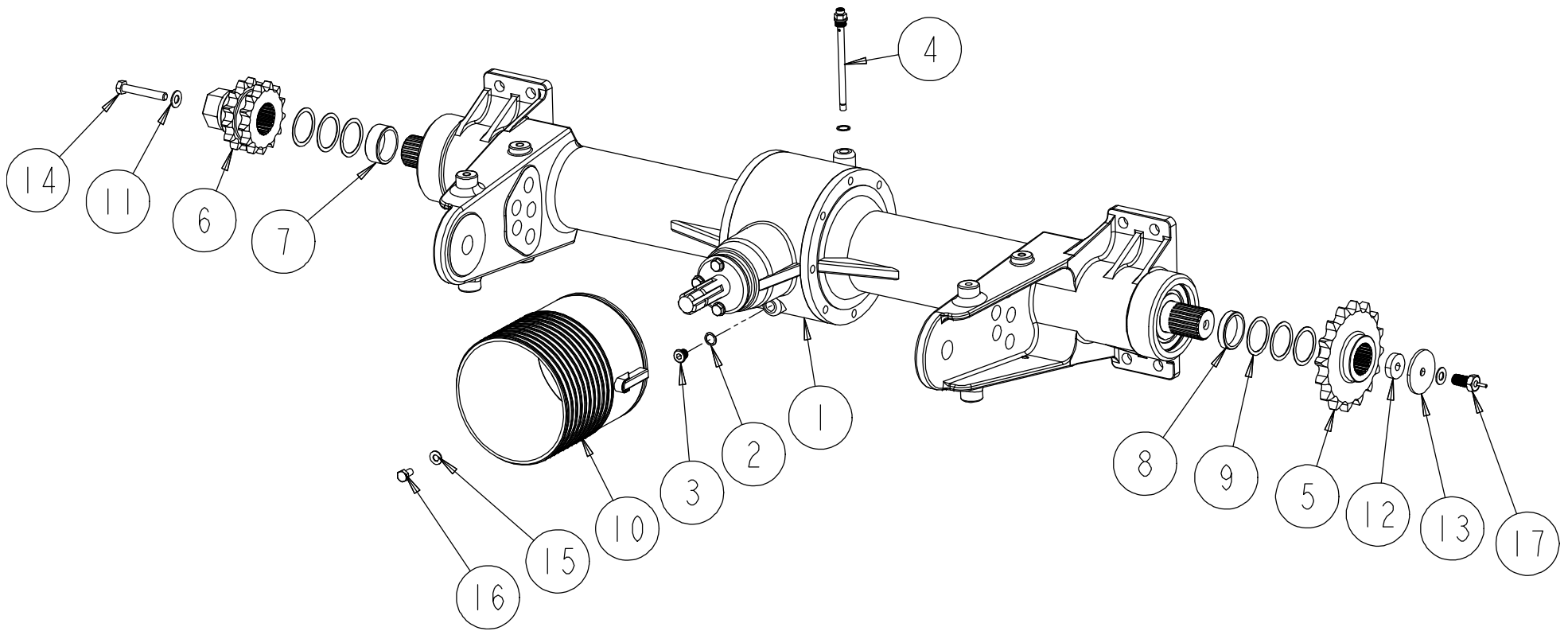
No.	Part No	Description	Qty
-----	---------	-------------	-----



No.	Part No	Description	Qty
1	CMT00165	PTO SHAFT 1560MM FUSION2	1
2	CMT00178	PTO SHAFT FUS 2 TRACTOR HALF	1
3	CMT00179	PTO SHAFT FUSION 2 BALER HALF	1
4	CMT00167	GUARD PTO TRACTOR SIDE FUSION	1
5	CMT00168	GUARD PTO FUSION SIDE FUSION	1
11	CMT00081	YOKE QUICK DISCONNECT 1 3/4" 6 SPLINE	1
11	CMT00186	YOKE END 1 3/4" 20 SPLINE OPTION	1
12	CMT00174	KIT QUICK RELEASE DRV SF 6 SPLINE ONLY	1
13	CMT00083	CLUTCH CAM TYPE FUSION	1
21	CMT00084	UNIVERSAL JOINT TYPE 1	2
22	CFA00097	GREASE NIPPLE	2
23	CMT00085	PLATE DIA 26.95X2 FUSION PTO	4
24	CMT00086	YOKE DOUBLE WITH GREASE NIPPLE	1
25	CFA00628	GREASE NIPPLE M8X1 STRAIGHT	1
26	CMT00087	YOKE INNER SMALL PROFILE TUBE	1
27	CFA00629	SPLIT PIN 10X80	2
28	CMT00188	PROFILE TUBE COATED INNER	1
29	CMT00190	PROFILE TUBE OUTER	1
30	CMT00090	INNER YOKE LARGE PROFILE TUBE	1
31	CMT00091	UNIVERSAL JOINT TYPE 2	1
32	CFA00103	GREASE NIPPLE	1
51	CMT00169	CONE GUARD PTO FUSION	1
52	CFA00630	SCREW M4X10 FUSION PTO	10
53	CMT00093	BEARING RING LARGE DIA. FUSION	1
54	CMT00095	BEARING RING SMALL FUSION PTO	2
55	CMT00189	FLEXIBLE GUARD CONE	1
56	CMT00096	REINFORCEMENT COLLAR FUSION	1
57	CMT00097	GUARD CONE FUSION PTO	1
58	CCH00046	SAFETY CHAIN 400MM FUSION PTO	1
59	CCH00047	SAFETY CHAIN 600MM FUSION PTO	1
90	CLT00082	DECAL+MANUAL WARNING PTO SHAFT	1
91	CST00133	DECAL NO HIGH PRESSURE CLEANER	1

No.	Part No	Description	Qty
-----	---------	-------------	-----

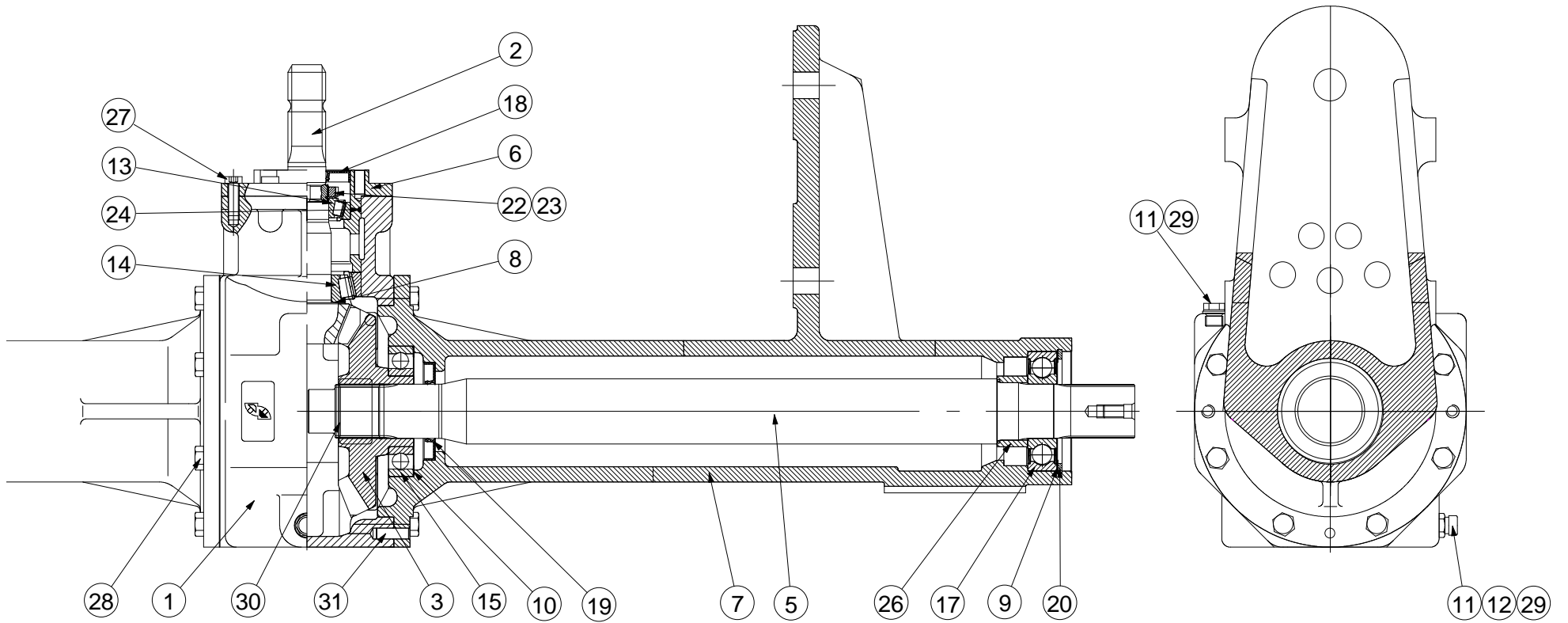
**Gearbox 1 (605)**



No.	Part No	Description	Qty
1	CMT00106	GEARBOX ASSY ST BALE	1
2	CSE00127	SEAL O-RING COPPER GEARBOX	2
3	CMT00073	DRAIN PLUG GEARBOX FUSION	1
4	CMT00072	GEARBOX BREATHER	1
5	CMH02317	SPROCKET 1 1/4" 17T 50MM SPLINE	1
6	ARC00144	SPROCKET 13T DUPLEX ASSY	1
7	CMH01029	BUSH 50X60X23 F550 GEARBOX	1
8	CMH01030	BUSH 50X60X12 F550 GEARBOX	1
9	CFA00048	SHIM 50X62X1.0	6
10	CGD00156	GUARD GEARBOX	1
11	CFA00250	WASHER SKM12	2
12	CZH02119	10MM L WASHER 10X40X12	1
13	CZC04301	3MM L GEAR BOX WASHER	1
14	CFA00330	BOLT M12X80 Z/P	1
15	CFA00251	WASHER SKM10	4
16	CFA00018	SETSCREW M10X20	4
17	CVA00563	BEKA OIL PUMP DRIVE	1

No.	Part No	Description	Qty
-----	---------	-------------	-----

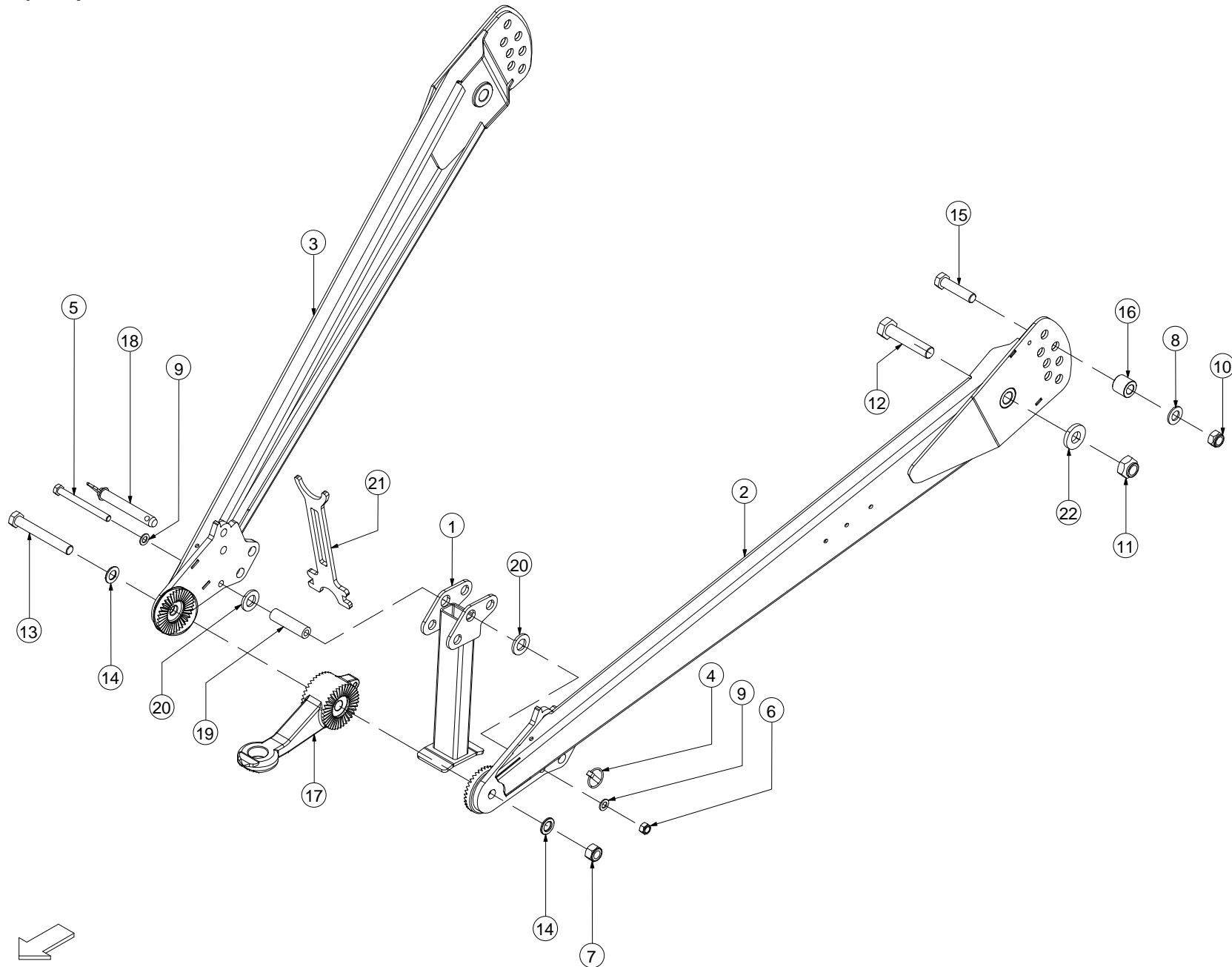
# Gearbox 2 (135)



No.	Part No	Description	Qty
1	CMT00161	GEARBOX HOUSING CENTRE	1
2	CMH02251	INPUT SHAFT (PINION)	1
3	CMH02252	BEVEL GEAR	2
<i>UP TO SERIAL NO. 704582 (F5 series) UP TO SERIAL NO. 800099 (V6 series)</i>			
3	CMH02458	BEVEL GEAR	2
<i>FROM SERIAL NO. 704583 (F5 series) FROM SERIAL NO. 800100 (V6 series)</i>			
5	CMH02253	MAIN SHAFT	2
6	CMT00160	INPUT ASSY HOUSING	1
7	CMT00104	GEARBOX HOUSING LEFT/RIGHT	2
<i>UP TO SERIAL NO. 704582 (F5 series) UP TO SERIAL NO. 800099 (V6 series)</i>			
7	CMT00244	GEARBOX HOUSING LEFT/RIGHT	2
<i>FROM SERIAL NO. 704583 (F5 series) FROM SERIAL NO. 800100 (V6 series)</i>			
8	CFA02204	SHIM 45X55X0.1	0
8	CFA02205	SHIM 45X55X0.2	0
8	CFA02206	SHIM 45X55X0.5	0
8	CFA02207	SHIM 45X55X1	0
9	CFA02208	SHIM 90X110X0.1	0
9	CFA02209	SHIM 90X110X0.2	0
9	CFA02210	SHIM 90X110X0.5	0
9	CFA02211	SHIM 90X110X1	0
10	CFA00658	SHIM 100X120X0.1	0
10	CFA02212	SHIM 100X120X0.2	0
10	CFA00660	SHIM 100X120X0.5	0
10	CFA00661	SHIM 100X120X1	0
11	CMT00073	DRAIN PLUG GEARBOX FUSION	1
12	CMT00072	FUSION GEARBOX BREATHER	1
13	CBR00115	TAPER ROLLER BEARING 3020 8A	1
14	CBR00116	TAPER ROLLER BEARING 3030 9A	1
15	CBR00114	BEARING 6213 C3	2
<i>UP TO SERIAL NO. 704582 (F5 series) UP TO SERIAL NO. 800099 (V6 series)</i>			
15	CBR00296	BEARING 6313 C3	2
<i>FROM SERIAL NO. 704583 (F5 series) FROM SERIAL NO. 800100 (V6 series)</i>			
17	CBR00113	BEARING 6310 2RSR	2
18	CSE00132	RADIAL SEAL 35X80X10	1
19	CSE00133	RADIAL SEAL 50X90X10	2
20	CFA00652	CIRCLIP 110X4	2
22	CFA02202	SLOTTED NUT KM 8	1
23	CFA02203	LOCKING WASHER MB 8	1
24	CSE00142	O RING 95X3MM	1
26	CMH02255	BUSHING	2
27	CFA00025	SETSCREW M10X30	6
28	CFA00324	SETSCREW M12X40	12
29	CSE00127	COPPER WASHER	2
30	CST00624	NAME/ RATING PLATE	1
31	CFA00662	DOWEL	2
32	REP00040	GEARBOX REPAIR KIT	0
<i>UP TO SERIAL NO. 704582 (F5 series) UP TO SERIAL NO. 800099 (V6 series)</i>			
32	REP00056	GEARBOX REPAIR KIT	0
<i>FROM SERIAL NO. 704583 (F5 series) FROM SERIAL NO. 800100 (V6 series)</i>			

No.	Part No	Description	Qty
-----	---------	-------------	-----

**Drawbar (488)**

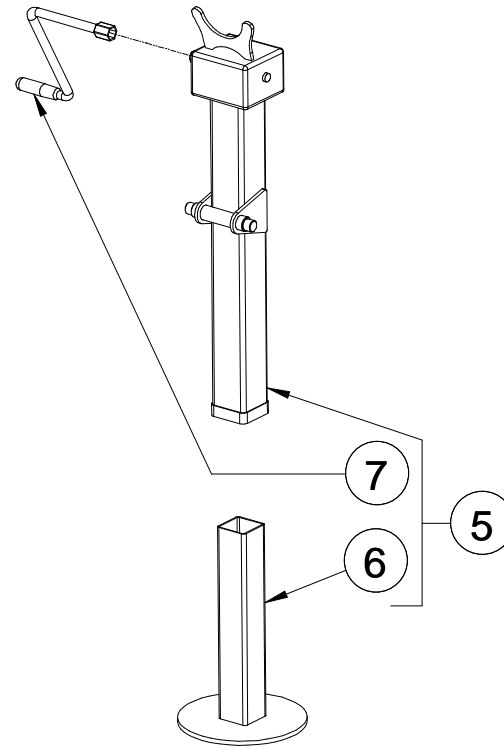
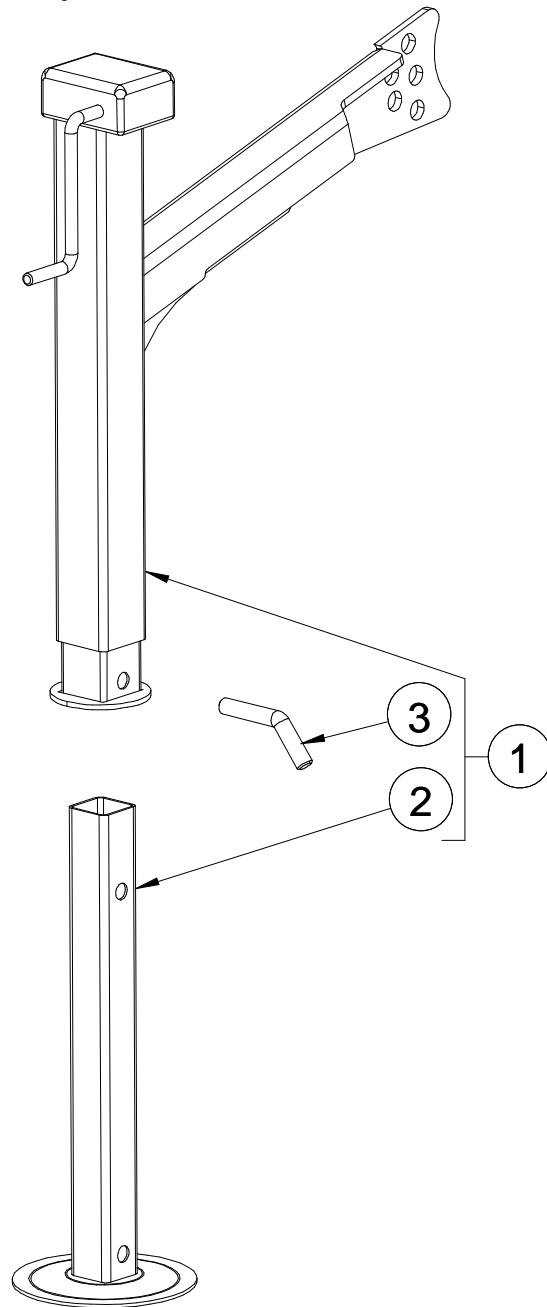




No.	Part No	Description	Qty
0	ADB00140	DRAWBAR ASSEMBLY HIGH STRENGTH	1
1	ADB00068	DRAWBAR STAND F550	1
2	ADB00141	DRAWBAR BEAM LH HIGH STRENGTH	1
3	ADB00142	DRAWBAR BEAM RH HIGH STRENGTH	1
4	CFA00005	LINCH PIN 10MM	1
5	CFA00061	BOLT M16X170 ZP DIN931 8.8 ZP	1
6	CFA00128	NUT M16 NYLOC	1
7	CFA00419	NUT M24X2 NYLOC DIN985 8.8 ZP	1
	<i>REPLACES CFA00130</i>		
8	CFA00135	WASHER FLAT 1" Z/P	2
9	CFA00140	WASHER FLAT 16MM Z/P	2
10	CFA00419	NUT M24X2 NYLOC DIN985 8.8 ZP	2
	<i>REPLACES CFA02216</i>		
11	CFA00420	NUT M30X2 NYLOC FINE THREAD DIN985 8.8 ZP	2
12	CFA00522	BOLT M30X2X150 FINE THREAD DIN960 10.9 Z/P	2
13	CFA00679	BOLT M24X2X180 DIN960 10.9 ZP	1
	<i>REPLACES CFA00795</i>		
14	CFA00796	DIN6916 WASHER M24 PEINER GALV	2
15	CFA00748	BOLT M24X2X120 DIN960 10.9 ZP	2
	<i>REPLACES CFA02215</i>		
16	CMH01005	BUSH 44.45X20X40	2
17	CTP00092	HITCH EYE ST BALER	1
18	CTP00265	PIN HITCH 1" F550 DRAWBAR	1
19	CXT00419	C030X7X112	1
20	CZF04263	6MM L DRAWBAR WASHER Z/P	2
21	CZH02914	10MM L PTO STAND PAR	1
22	CZH04335	10MM L WASHER 30x65x10 Z/P	2

No.	Part No	Description	Qty
-----	---------	-------------	-----

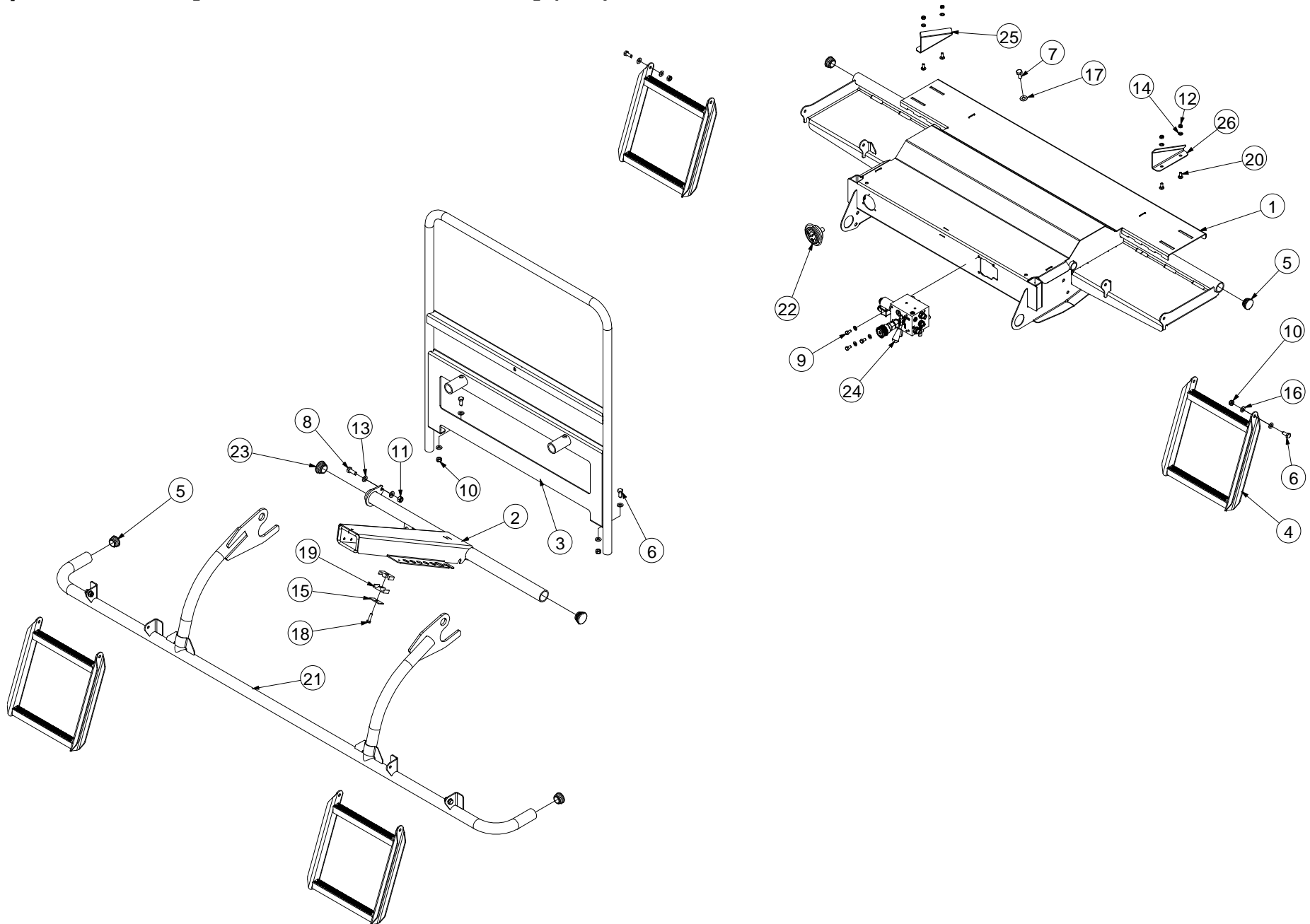
**Screw type jack (349)**



No.	Part No	Description	Qty
1	ADB00104	SCREW JACK F5 SERIES	1
2	CTP00081	EXT PIECE PARKING JACK	1
3	CTP10002	PIN PARKING JACK BALER	1
5	CTP00294	PARKING JACK	1
6	CTP00296	PARKING JACK BOTTOM	1
7	CTP00297	PARKING JACK HANDLE	1

No.	Part No	Description	Qty
-----	---------	-------------	-----

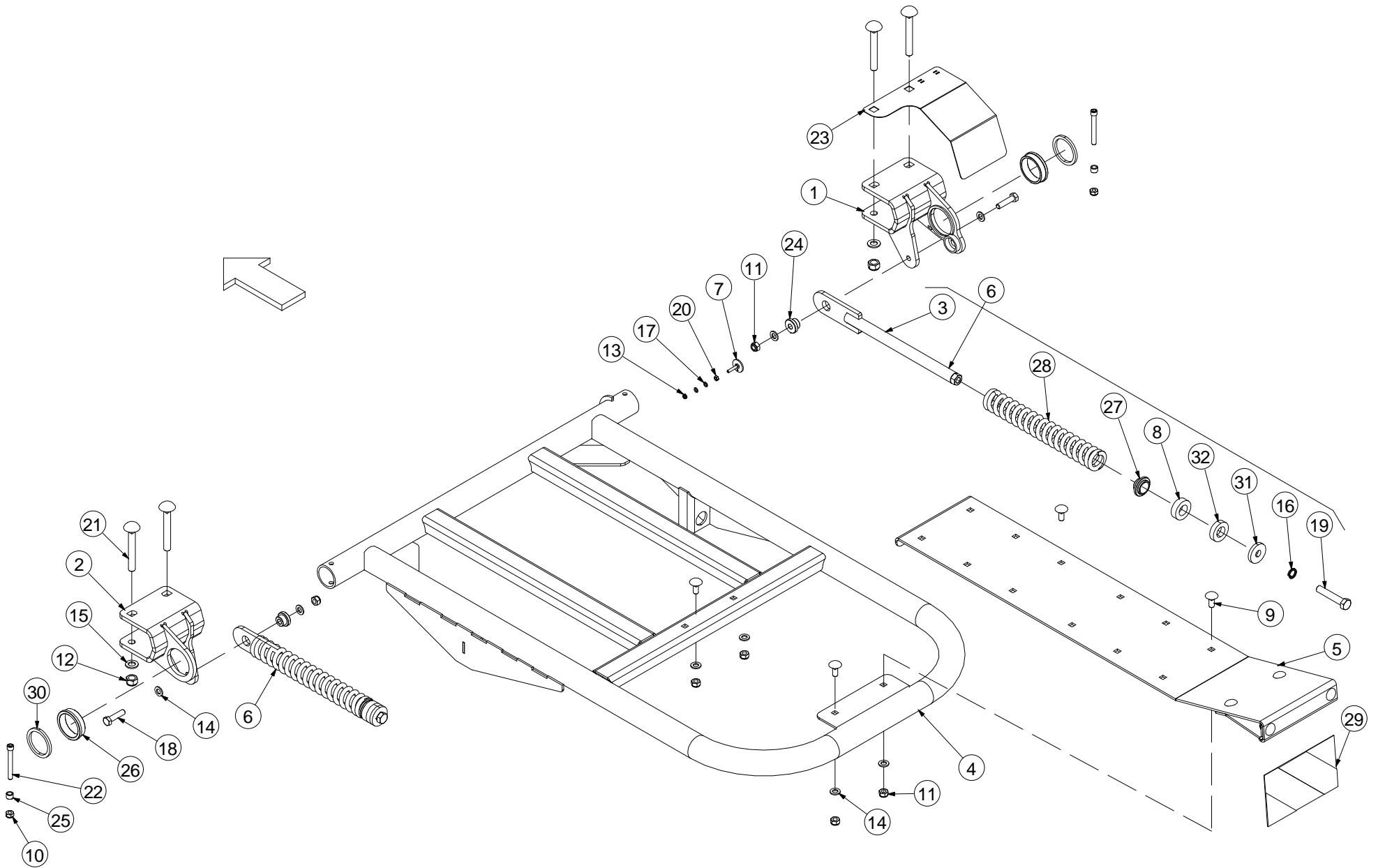
**Steps & Platform [From Serial No 801045 On] (839)**



No.	Part No	Description	Qty
1	ACH02615	STEPS AND PLATFORM ASSY V6	1
2	ACN00069	HOSE TRAY BELT BALER WELD ASSY	1
3	AGD00006	GUARD TUBULAR FRAME PLATFORM V6	1
4	ART00349	LOWER STEP ASSEMBLY F5	4
5	CBC00005	CAP PLASTIC INSERT 42.4MM RND	4
6	CFA00024	SETSCREW M10X25 Z/P	10
7	CFA00031	SETSCREW M12X25 Z/P	4
8	CFA00032	SETSCREW M12X30 Z/P	1
9	CFA00101	SETSCREW M8X16 Z/P	3
10	CFA00123	NUT M10 NYLOC	10
11	CFA00124	NUT M12 NYLOC	1
12	CFA00132	NUT M8 NYLOC Z/P	4
13	CFA00138	WASHER FLAT 12MM Z/P	2
14	CFA00147	WASHER FLAT 8MM Z/P	7
15	CFA00183	HOSE CLAMP COVER PLATE 14-18	1
16	CFA00201	WASHER FLAT 10 MM Z/P	20
17	CFA00250	WASHER SKM12	4
18	CFA00316	BOLT M8X30 Z/P	1
19	CFA00370	HOSE CLAMP 18MM (2 PER SET)	2
20	CFA00506	SETSCREW M8X20 CUPHEAD SQ ZP	4
21	CGD00261	GUARD FRONT F550 (2012 MODEL)	1
22	CHY00133	GAUGE PRESSURE 63DIA FLANGE	1
23	CPL00086	BLANKING CAP 40MM ID	2
24	CVA00346	DOOR TENSION VALVE V660	1
25	CZC03302	3MM L NET BOX PART BELT BALER	1
26	CZC04556	3MM L NET BOX PART BELT V6	1

No.	Part No	Description	Qty
-----	---------	-------------	-----

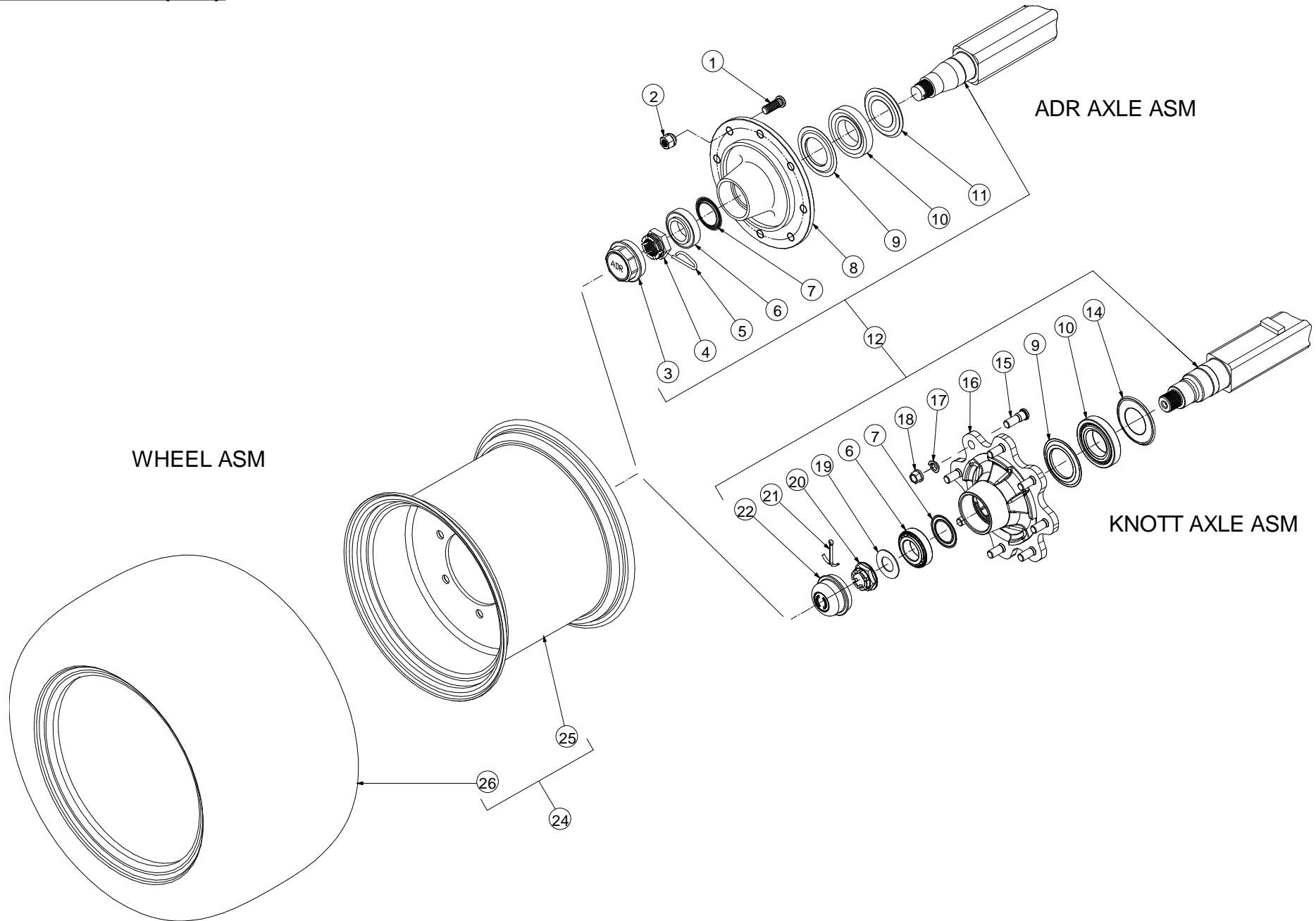
# **Bale damper (642)**



No.	Part No	Description	Qty
0	ALA00376	BALE KICKER COMP ASSY	1
1	ACH02408	KICKER BRACKET WELD ASSY	1
2	ACH02409	KICKER BRACKET WELD ASSY	1
3	ALA00099	SPRING TUBE ASSY BAL	2
4	ALA00375	BALE KICKER WELD ASSY	1
5	ALA00459	KICKER EXTENSION ASSY	1
6	ALA00660	SPRING ASSEMBLY BALE DAMPER V6	2
<i>INCLUDES ITEMS 3, 8, 16, 19, 27, 28, 31 &amp; 32</i>			
7	ALA00675	BALE KICKER SENSOR TARGET	1
8	CBE00169	BUFFER 27X50X15	2
9	CFA00078	SETSCREW M12X30 CUP SQ Z/P	4
10	CFA00123	NUT M10 NYLOC	2
11	CFA00124	NUT M12 NYLOC	6
12	CFA00128	NUT M16 NYLOC	4
13	CFA00131	NUT M6 NYLOC	1
14	CFA00138	WASHER FLAT 12MM Z/P	8
15	CFA00140	WASHER FLAT 16MM Z/P	4
16	CFA00142	WASHER SPRING 16MM Z/P	2
17	CFA00144	WASHER FLAT 6MM Z/P	2
18	CFA00272	BOLT M12X50 Z/P	2
19	CFA00332	SETSCREW M16X85 Z/P	2
20	CFA00473	NUT M6 STD Z/P	1
21	CFA02267	BOLT M16X120 CUPHEAD SQ Z/P	4
22	CFA02303	BOLT M10X85 SOC CAP Z/P 8.8 GRADE	2
23	CGD00360	BALE KICKER SENSOR GUARD	1
24	CMH00771	BUSH 12X35 STEPPED	2
25	CMH00809	BUSH 10X16X11 Z/P	2
26	CMH00944	BUSH 60X75X20	2
27	CMH01243	BUSH 29X60X27 NYLON	2
28	CSG00225	SPRING COMP 10X52.5 O.DX360 V660	2
29	CST00761	DECAL RED WHITE HATCHING	1
30	CZF03228	6MM L BALE RAMP PART ST BALER	2
31	CZG02173	8MM L WASHER PART ST	2
32	CZI04223	12MM KICKER SPACER V660	2

No.	Part No	Description	Qty
-----	---------	-------------	-----

**Axle & wheels (773)**



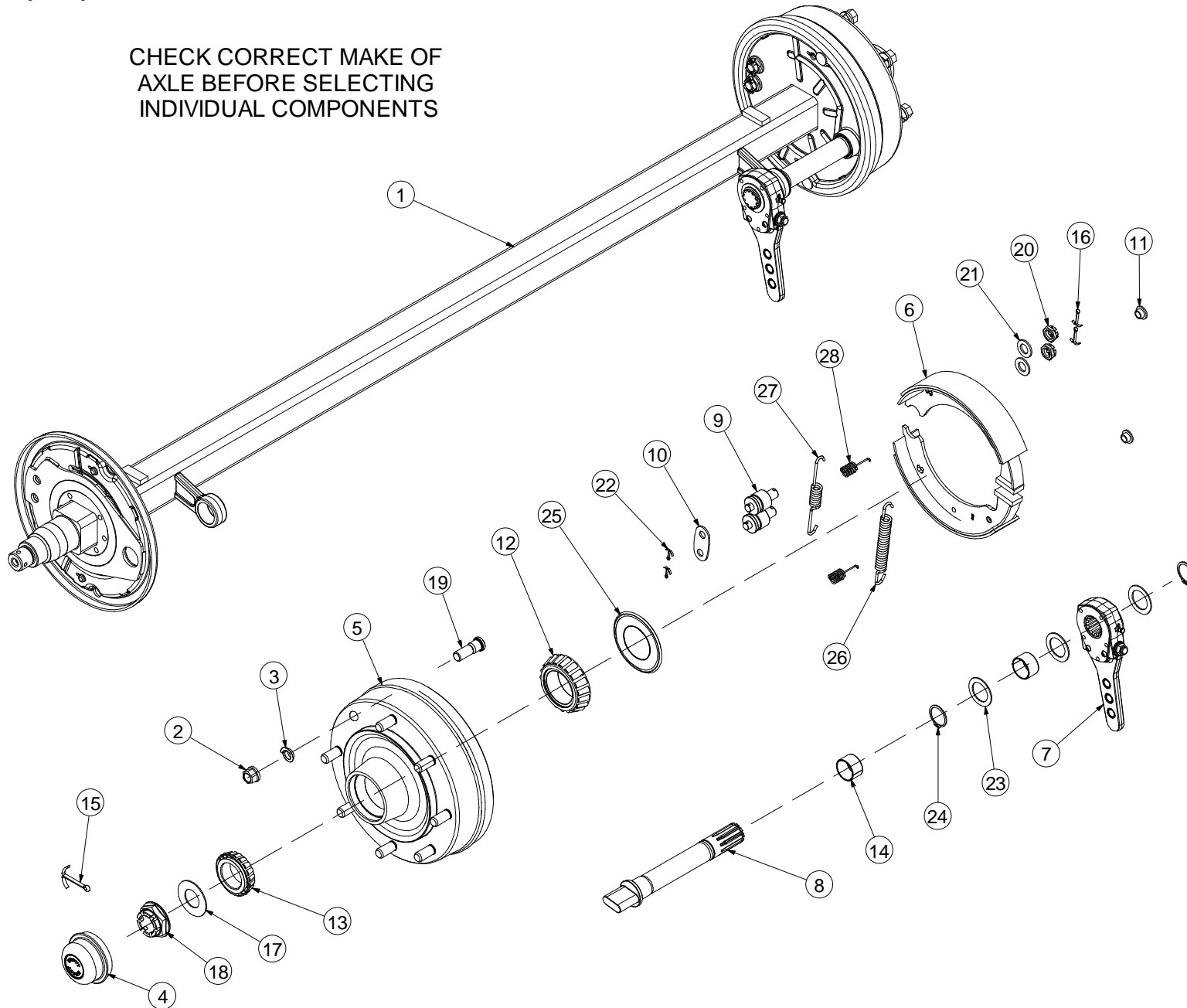


No.	Part No	Description	Qty
1	CFA00235	WHEEL STUD ADR M18X1.5	16
2	CFA00121	M18 WHEEL NUT ADR	16
3	CAX00080	HUB CAP ADR FOR CAX00063	2
4	CFA00751	CASTLE NUT ADR FOR CAX00063	2
5	CFA00750	LOCKING PIN ADR	2
6	CBR00262	TAPER ROLLER BEARING 32210	2
7	CBR00261	NILOS SEAL 1 AXLE CAX00063	2
8	CAX00065	HUB ADR 8 STUD CAX00063	2
9	CBR00263	NILOS SEAL 2 AXLE CAX00063	2
10	CBR00064	TAPER ROLLER BEARING 30213	2
11	CSE00143	OIL SEAL ADR AXLE CAX00063	2
12	CAX00063	AXLE ASSY ST BALER	1
14	CSE00614	OIL SEAL KNOTT 6B6846.001	2
15	CFA00965	WHEEL STUD M18X1.5X52 KNOTT 6X0039.009	16
16	CAX00150	HUB 8 STUD KNOTT 6B6595.110	2
17	CAX00057	WASHER FOR AXLE B80L030D/S	16
18	CAX00056	NUT FOR AXLE B80L030D/S	16
19	CFA00963	WASHER $\phi$ 36X $\phi$ 70 KNOTT 6B7216.001	2
20	CFA00964	CASTLE NUT M36X1.5 KNOTT 6B7217.001	2
21	CFA00410	SPLIT PIN 6X90	2
22	CAX00151	HUB CAP $\phi$ 90 KNOTT 408440.001	2
24	CWH00058	WHEEL ASY 500/50-22.5 BKT	2
<i>STANDARD (INCLUDES ITEMS 25 &amp; 26)</i>			
25	CWH00066	RIM 16x22.5 FOR BKT TYRE 500/50-22.5 (8-STUD -50 OFFSET)	2
26	CWH00067	TYRE 500/50-22.5 FLOTATION-648 BKT	2
24b	CWH00083	WHEEL ASY 460/65-20 VREDESTEIN FLO+	2
<i>OPTIONAL (INCLUDES ITEMS 25b &amp; 26b)</i>			
25b	CWH00265	RIM 14X20 FOR VRED TYRE 460/65-20 FLO+ (8 STUD -40 OFFSET)	2
26b	CWH00264	TYRE 460/65-20 VERDESTEIN FLO+	2
24c	CWH00077	WHEEL ASY 560/45R22.5 FLO PRO	2
<i>OPTIONAL (INCLUDES ITEMS 25c &amp; 26c)</i>			
25c	CWH00267	RIM 16X22.5 FOR VRED TYRE 560/45R22.5 FLO PRO (8 STUD -75 O	2
26c	CWH00266	TYRE 560/45R22.5 VERDESTEIN FLO PRO	2

No.	Part No	Description	Qty
-----	---------	-------------	-----

# **Axle braked (838)**

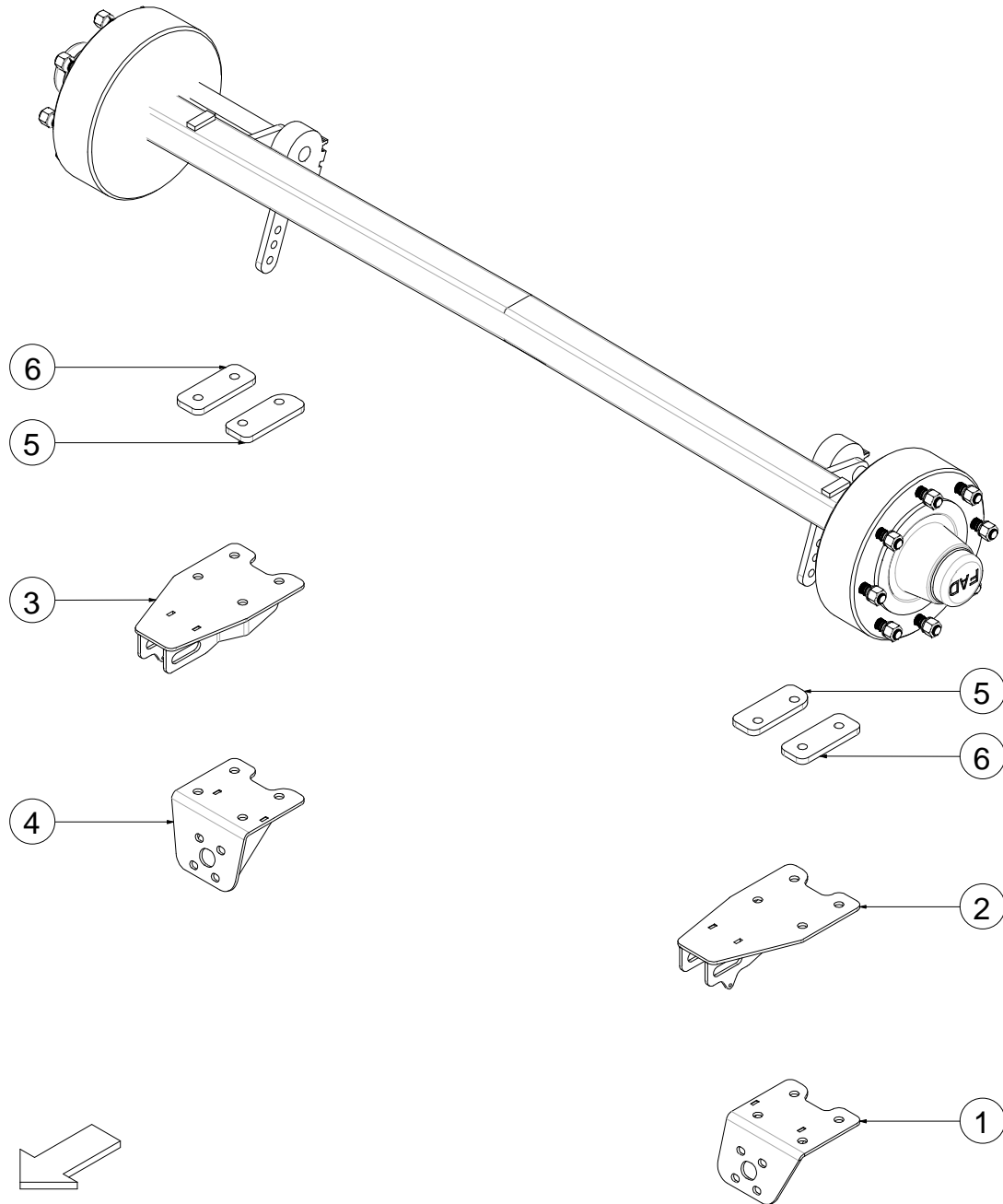
CHECK CORRECT MAKE OF  
AXLE BEFORE SELECTING  
INDIVIDUAL COMPONENTS



No. Part No	Description	Qty
1 CAX00114	AXLE BRAKE 8 STUD 70X300X60 FAD	1
FAD AXLE (INCLUDES ITEMS 2 THROUGH 8 + 12, 13, 15, 18, 19 & 25)		
1 CAX00149	AXLE BRAKED 8 STUD F5000 KNOTT	1
KNOTT AXLE (INCLUDES ITEMS 2 THROUGH 28)		
2 CAX00056	NUT M18X1.5 AXLE B80L030D/S	16
FAD AXLE ONLY		
2 CAX00161	NUT M18X1.5X24AF AXLE KNOTT 6X0883.001	16
KNOTT AXLE ONLY		
3 CAX00057	WASHER 18MM AXLE B80L030D/S	16
4 CAX00025	HUB CAP 998 FAD	2
FAD AXLE ONLY		
4 CAX00151	HUB CAP KNOTT 408440.001	2
KNOTT AXLE ONLY		
5 CAX00133	HUB ASSEMBLY FAD AXLE BRAKED	2
FAD AXLE ONLY (INCLUDES ITEMS 12, 13 & 19)		
5 CAX00155	HUB ASM BRAKE KNOTT 6B6597.100	2
KNOTT AXLE ONLY (INCLUDES ITEMS 4, 12, 13 & 19)		
6 CAX00131	SHOE ASSEMBLY FAD AXLE BRAKED	2
FAD AXLE ONLY		
6 CAX00156	SHOE ASM BRAKE KNOTT 25719.01	2
KNOTT AXLE ONLY		
7 CAX00132	ADJUSTABLE BRAKE LEVER FAD F5/V6	2
FAD AXLE ONLY		
7 CAX00157	BRAKE LEVER ADJ KNOTT 6B7462.001	2
KNOTT AXLE ONLY		
8 CAX00130	SHORT CAM SHAFT FAD AXLE BRAKED	2
FAD AXLE ONLY		
8 CAX00158	CAMSHAFT BRAKE KNOTT 6B7205.001	2
KNOTT AXLE ONLY		
9 CAX00159	SHOE PIVOT BRAKE KNOTT 6B7213.001	4
KNOTT AXLE ONLY		
10 CAX00160	PLATE PIVOT BRAKE KNOTT 6B7214.001	2
KNOTT AXLE ONLY		
11 CBC00159	CAP PLASTIC INSERT BRAKE KNOTT 44559.11	4
KNOTT AXLE ONLY		
12 CBR00119	TAPER ROLLER BEARING 32213	2
13 CBR00262	TAPER ROLLER BEARING 32210	2
14 CBR00301	BEARING INSERT KNOTT 6B7212.001	4
KNOTT AXLE ONLY		
15 CFA00410	SPLIT PIN 6X90	2
16 CFA00450	SPLIT PIN 4X36 ZP	4
KNOTT AXLE ONLY		
17 CFA00963	WASHER $\phi$ 36X $\phi$ 70 KNOTT 6B7216.001	2
KNOTT AXLE ONLY		
18 CAX00023	NUT CASTLE 998 FAD	2
FAD AXLE ONLY		
18 CFA00964	CASTLE NUT M36X1.5 KNOTT 6B7217.001	2
KNOTT AXLE ONLY		
19 CFA00235	WHEEL STUD M18X1.5 FAD	AR
FAD AXLE ONLY		
19 CFA00965	WHEEL STUD M18X1.5X52 KNOTT 6X0039.009	AR
KNOTT AXLE ONLY		
20 CFA00985	CASTLE NUT M18X1.5 KNOTT 6X0935	4
KNOTT AXLE ONLY		

No. Part No	Description	Qty
21 CFA00986	LOCKWASHER M18 KNOTT 6X0125A015	4
KNOTT AXLE ONLY		
22 CFA00987	SPLIT PIN 3.2X20 KNOTT 6X0094.002	4
KNOTT AXLE ONLY		
23 CFA00988	WASHER FLAT 38.2X56 KNOTT 6B7232.001	6
KNOTT AXLE ONLY		
24 CFA00989	CIRCLIP 38MM EXTERNAL KNOTT 6X0471.035	6
KNOTT AXLE ONLY		
25 CSE00007	SEAL AXLE HUB FAD 998	2
FAD AXLE ONLY		
25 CSE00614	OIL SEAL KNOTT 6B6846.001	2
KNOTT AXLE ONLY		
26 CSG00276	SPRING EXT BRAKE KNOTT 41531	2
KNOTT AXLE ONLY		
27 CSG00277	SPRING EXT BRAKE KNOTT 44548	2
KNOTT AXLE ONLY		
28 CSG00278	SPRING RETAINING BRAKE KNOTT 45873.08	4
KNOTT AXLE ONLY		

# Axle brake actuator brackets



No.	Part No	Description	Qty
1	ACH02437	ACTUATOR ASSEMBLY V6 BRAKED AXLE	1
<i>AIR BRAKES</i>			
2	ACH02438	HYDRAULIC BRAKE ACTUATOR BRACKET LH V6	1
<i>HYDRAULIC BRAKES</i>			
3	ACH02439	HYDRAULIC BRAKE BRACKET V6 RH	1
<i>HYDRAULIC BRAKES</i>			
4	ACH02440	AIR BRAKE ACTUATOR BRACKET RH V6	1
<i>AIR BRAKES</i>			
5	CZI04218	12MM L AXLE PLATE	2
<i>ONLY USED WITH BRAKED AXLES</i>			
6	CZI02048	12MM L AXLE MOUNT PLATE F5	2

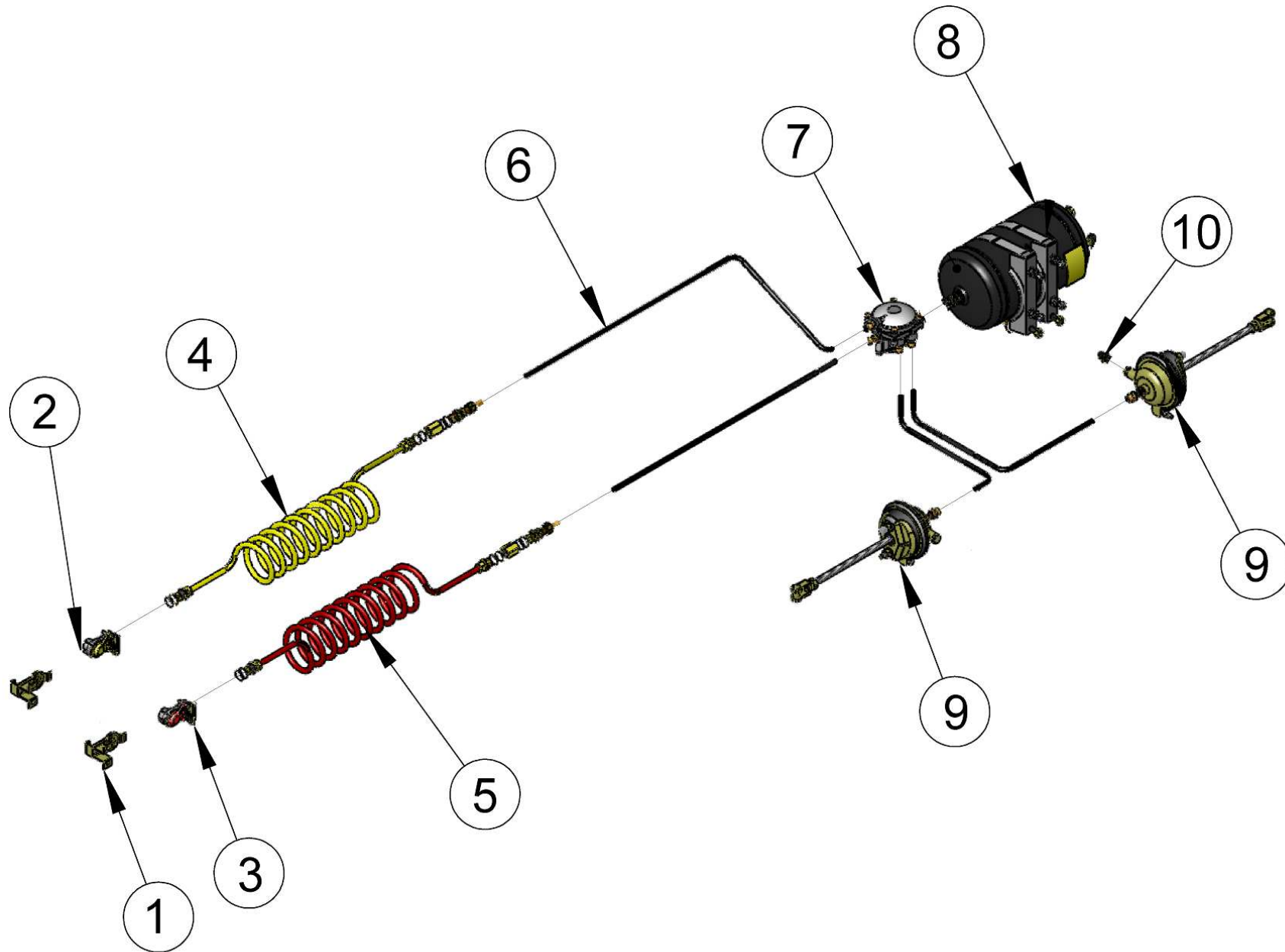
No.	Part No	Description	Qty
-----	---------	-------------	-----



No.	Part No	Description	Qty
0	CAX00126	V6 HANDBRAKE KIT COMPLETE	1
1	ABD00055	BRAKE LEVER ASSY F5 LH	1
2	ABD00057	HANDBRAKE LEVER RH F5	1
3	ADB00143	HAND BRAKE BRACKET ASSY	1
4	ADB00126	HANDBRAKE CABLE BRACKET V6 SERIES	1
5	ADB00127	HANDBRAKE BRACKET F5	1
6	CAX00090	HAND BRAKE LEVER	1
7	CFA00100	BOLT M8X40 Z/P	1
8	CFA00108	BOLT M8X55 Z/P	2
9	CFA00123	NUT M10 NYLOC	5
10	CFA00126	NUT M14 NYLOC	2
11	CFA00128	NUT M16 NYLOC	4
12	CFA00132	NUT M8 NYLOC Z/P	3
13	CFA00133	NUT M8 Z/P	1
14	CFA00140	WASHER FLAT 16MM Z/P	8
15	CFA00147	WASHER FLAT 8MM Z/P	6
16	CFA00201	WASHER FLAT 10 MM Z/P	6
17	CFA00222	WASHER FLAT 14MM Z/P	4
18	CFA00230	SETSCREW M10X30 Z/P	3
19	CFA00282	BOLT M16X45	4
20	CFA00547	BOLT M14X70 Z/P	2
21	CMH00742	BUSH 8X20X13 ZINC PLATED	1
22	CMH02325	BUSH 14X25X30	2
23	CSG00208	SPRING EXT 3.5X28X188X43 Z/P	2
24	CSG00211	SRING COIL 3 X 19 X 135 27COILS	1
25	CTP00318	BREAK AWAY ROPE FUSION 2	1
26	CTP00346	NEW HAND BRAKE CABLE F5/V6 SERIES	2

No.	Part No	Description	Qty
-----	---------	-------------	-----

**Air brake kit (695)**

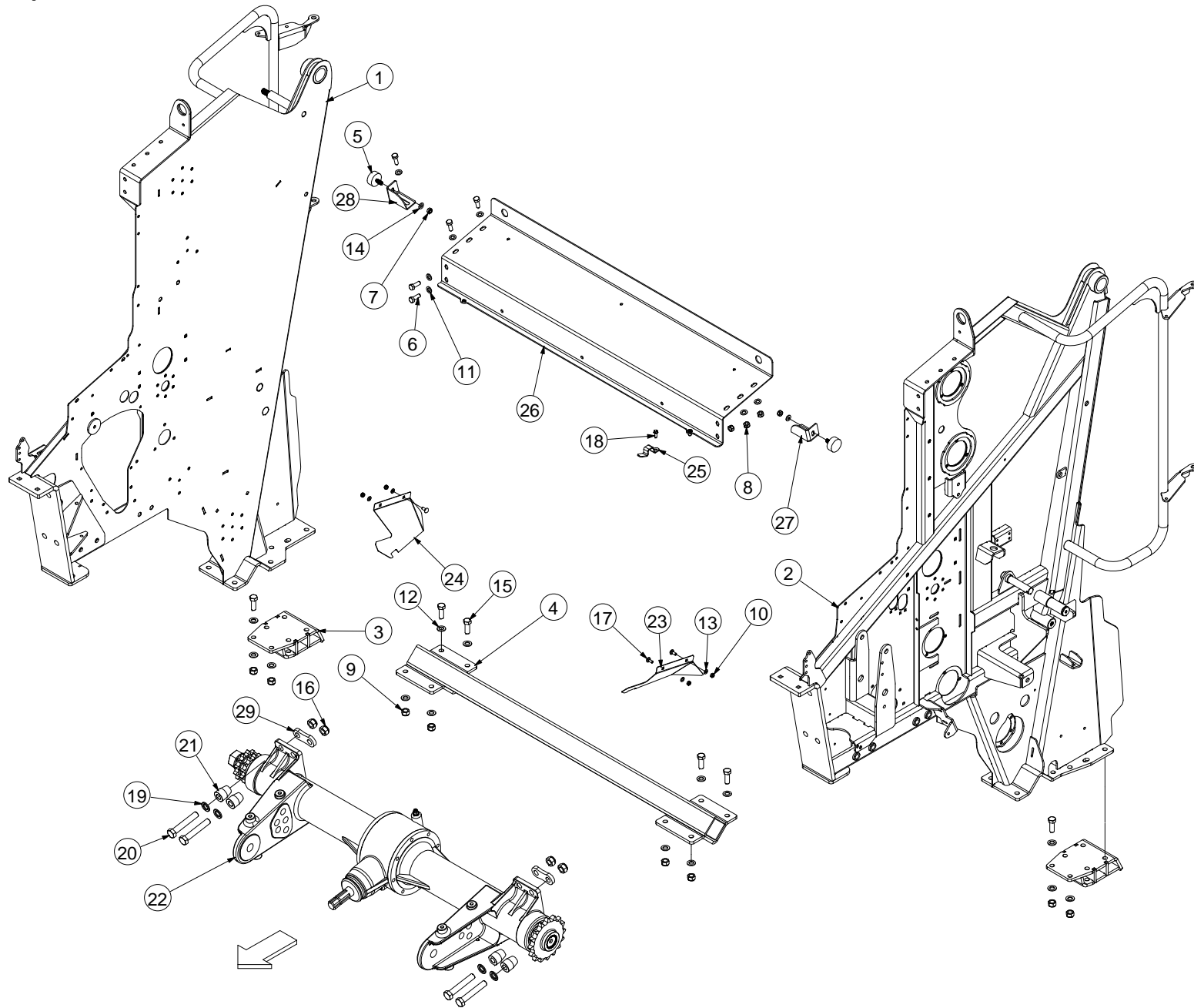




No.	Part No	Description	Qty
0	CHY02617	AIR BRAKE KIT COMPLETE V6 SERIES	1
1	CVA00328	COUPLER BRACKET	2
2	CVA00126	AIR BRAKE QUICK FIT COUPLING YELLOW	1
3	CVA00127	AIR BRAKE QUICK FIT BRK RED	1
4	CHY02557	SERVICE SUZZIE (Y)	1
5	CHY02558	EMERGENCY SUZZIE (R)	1
6	CHY02559	10MM O/D NYLON AIR BRAKE HOSE	0
7	CHY02605	CONTROL VALVE AIR BRAKE KIT [TRACTAIR]	1
8	CVA10033	AIR BRAKE TANK 15LTR	1
<i>TANK (WAS CVA00324 10LTR)</i>			
8a	CVA00325	RESERVOIR SADDLE	2
<i>SADDLE BRACKETS</i>			
8b	CZC04459	3MM L MTG PLATE AIR TANK V6	1
<i>MOUNTING BRACKET ON MACHINE</i>			
9	CVA00124	AIR BRAKE ACTUATOR FUSION 998 F5	2
10	CVA00327	AIR BRAKE M16 TEST POINT	1

No.	Part No	Description	Qty
-----	---------	-------------	-----

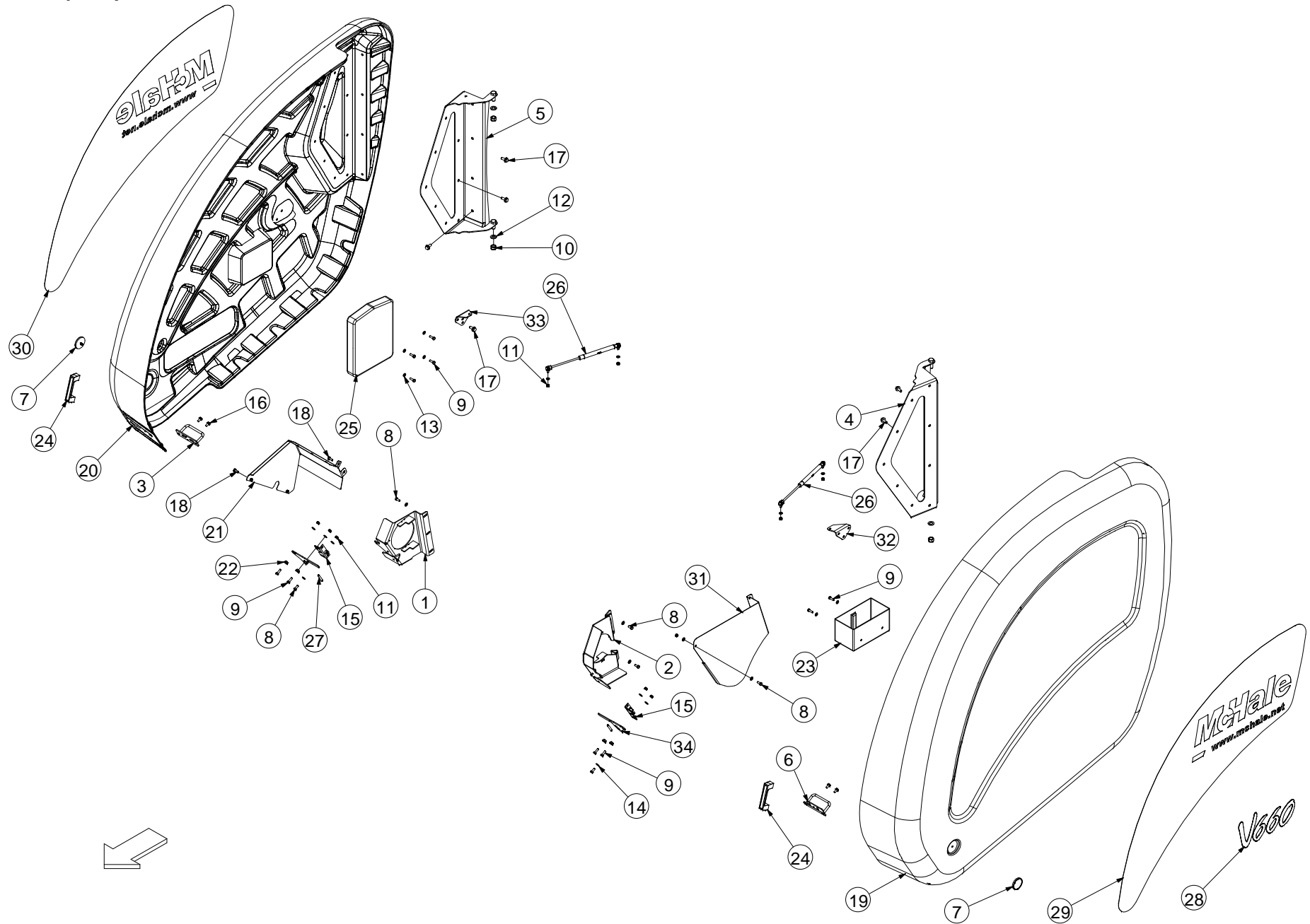
# Chassis (853)



No.	Part No	Description	Qty
1	ACH02503	FRONT WELD ASSY LHS V660 MKIII	1
2	ACH02504	FRONT WELD ASSY RHS V660 MKIII	1
3	ACH02560	AXLE SPACER ASSY V6	2
4	ALA00377	CROSS BEAM ASSY BELT BALER	1
5	CBE00167	BUFFER RUBBER 50X21 M10X28 90SHORE	2
6	CFA00033	SETSCREW M12X35 Z/P	10
7	CFA00123	NUT M10 NYLOC	2
8	CFA00124	NUT M12 NYLOC	10
9	CFA00128	NUT M16 NYLOC	12
10	CFA00132	NUT M8 NYLOC Z/P	4
11	CFA00138	WASHER FLAT 12MM Z/P	20
12	CFA00140	WASHER FLAT 16MM Z/P	24
13	CFA00147	WASHER FLAT 8MM Z/P	4
14	CFA00201	WASHER FLAT 10 MM Z/P	2
15	CFA00282	BOLT M16X45	12
16	CFA00418	NUT M20X1.5 NYLOC FINE GRD 10	8
17	CFA00506	SETSCREW M8X20 CUPHEAD SQ ZP	4
18	CFA00766	SETSCREW M8X20 FLANGED DIN6921 Z/P	1
19	CFA00781	DIN6916 WASH M20 GRD295HV 10 PEINER	8
20	CFA00842	BOLT M20X120X1.5 GRADE 8.8 DIN960	8
21	CMH00976	BUSH 16X40X50	8
22	CMT00106	GEARBOX ASSY ST BALE	1
23	CZB02368	1.5MM L AXLE GRASS GUARD LEFT	1
24	CZB02369	1.5MM L AXLE GRASS GUARD RIGHT	1
25	CZC03484	3MM L NET COVER LATCH PART	1
26	CZD04479	4MM L CHASSIS PART BELT BALER	1
27	CZD04600	DOOR BUFFER BRACKET LEFT V6	1
28	CZD04601	DOOR BUFFER BRACKET RIGHT V6	1
29	CZI02044	12MM L CHASSIS PART FUSION	4

No.	Part No	Description	Qty
-----	---------	-------------	-----

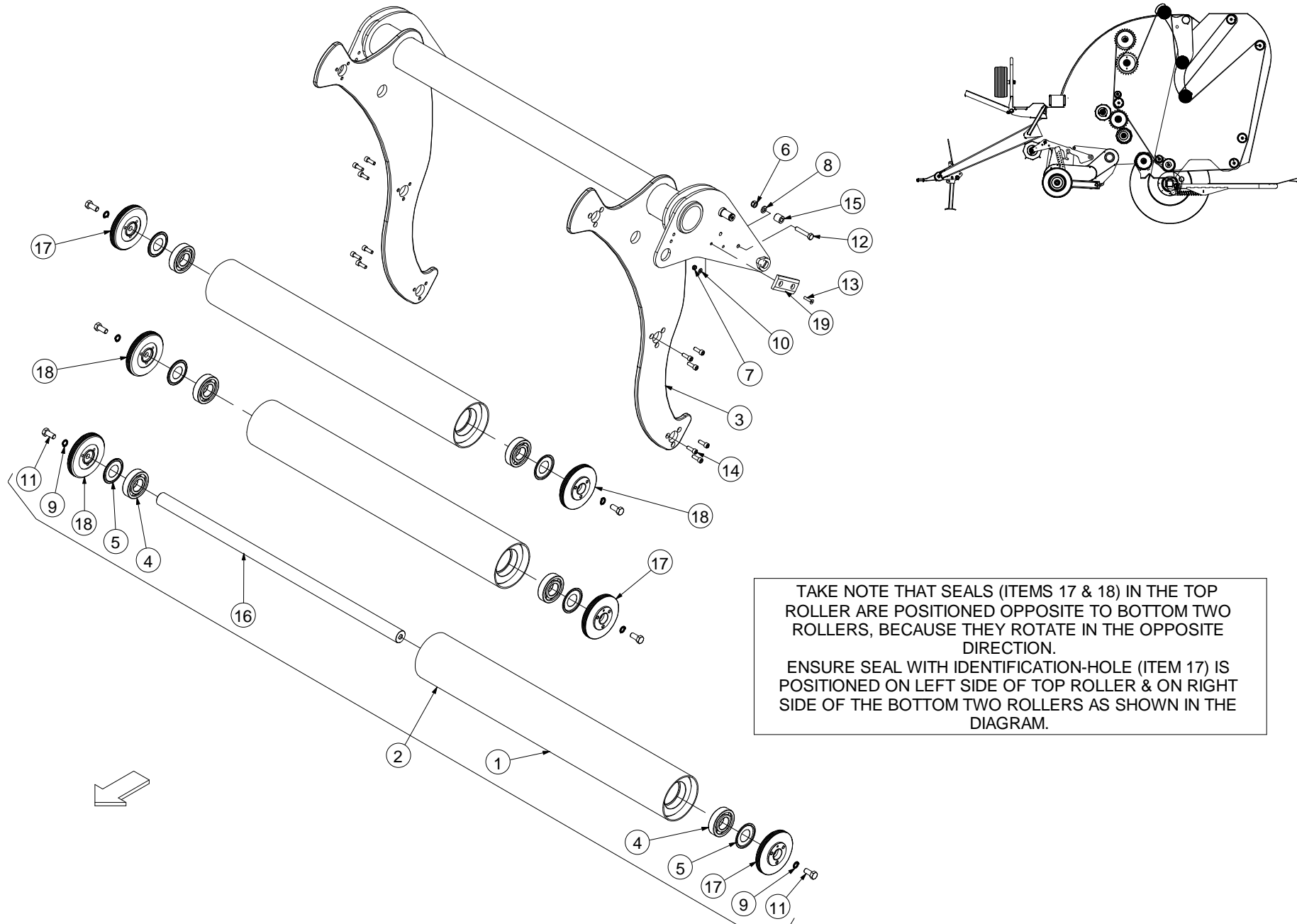
# Panels (873)



No.	Part No	Description	Qty
1	ACH02527	DOOR KEEPER WELD ASSY V6	1
2	ACH02528	DOOR KEEPER WELD ASSY LEFT V6	1
3	ALA00432	DOOR LATCH ASSY	1
4	ALA00442	HINGE PLATE LHS V660 PANEL	1
5	ALA00443	HINGE PLATE RHS V660 PANEL	1
6	ALA00457	DOOR LATCH ASSY LHS V660	1
7	CEL00239	ROUND AMBER REFLECTOR BOLT ON TYPE	2
8	CFA00052	SETSCREW M8X20 Z/P	9
9	CFA00102	SETSCREW M8X25 Z/P	10
10	CFA00128	NUT M16 NYLOC	4
11	CFA00132	NUT M8 NYLOC Z/P	11
12	CFA00140	WASHER FLAT 16MM Z/P	4
13	CFA00147	WASHER FLAT 8MM Z/P	10
14	CFA00249	WASHER SKM8	16
15	CFA00518	CAMLOC BALER DOOR	2
16	CFA00519	SETSCREW M8X16 FLD ZP	4
17	CFA00520	SETSCREW M10X25 FLD ZP	32
18	CFA00766	SETSCREW M8X20 FLANGED DIN6921 Z/P	6
19	CGD00215	PANEL LHS BELT BALER ASSY <i>INCLUDES DECALS ITEMS 28 &amp; 29 (SPECIFY MODEL WHEN ORDERING)</i>	1
20	CGD00223	PANEL RHS BELT BALER ASSY <i>INCLUDES DECALS ITEMS 28 &amp; 30 (SPECIFY MODEL WHEN ORDERING)</i>	1
21	CGD00235	ROTOR CHAIN GUARD V660	1
22	CMH00871	BUSH 8X20X7 ZP	4
23	CPL00045	TOOLBOX PLAS 270X151X13	1
24	CPL00100	HANDLE DOOR F5 SERIES PANELS	2
25	CPL00122	OPERATORS MANUAL HOLDER	1
26	CRA00644	GAS STRUT PLASTIC PANELS V660	2
27	CSG00047	SPRING EXT 1.2X8.5X59	2
28	CST00674	V660 SILVER PANTONE DECAL <i>V660 MODELS ONLY</i>	2
28	CST00733	DECAL V640 SILVER PANTONE <i>V640 MODELS ONLY</i>	2
29	CST00677	RECESS DECAL LHS V660	1
30	CST00678	RECESS DECAL RHS V660	1
31	CZB04309	1.5MM L CHAIN GUARD LHS V660	1
32	CZD04433	4MM L GAS STRUT BRACKET LHS	1
33	CZD04467	4MM L GAS STRUT BRACKET (RHS)	1
34	CZD04542	4MM PANEL LATCH MODIFICATION	2

No.	Part No	Description	Qty
-----	---------	-------------	-----

## Tension arm rollers (858)



No.	Part No	Description	Qty
0	ALA00682	TENSION ARM COMPLETE ASSY V6 MKIII	1
1	ACH02016	TUBE WELD ASSY	3
2	ACH02017	ROLLER COMP V BALER	3
3	ALA00494	TENSION ARM WELD ASSY V6 MKIII	1
4	CBR00253	BEARING 6309 2RS	6
5	CBR00281	NILOS RING 6309 AV	6
6	CFA00124	NUT M12 NYLOC	4
7	CFA00132	NUT M8 NYLOC Z/P	4
8	CFA00138	WASHER FLAT 12MM Z/P	4
9	CFA00142	WASHER SPRING 16MM Z/P	6
10	CFA00147	WASHER FLAT 8MM Z/P	4
11	CFA00229	SETSCREW M16X35 Z/P	6
12	CFA00579	BOLT M12X65 ZP	4
13	CFA00581	SETSCREW M8X35 CSK ZP	4
14	CFA00809	BOLT M10X30 SOC CAP 12.9	18
15	CMH00745	BUSH 12X25X25	4
16	CMH02007	SHAFT VAR BALER	3
17	CMH02014	SEALING DISC V BALER	3
<i>SEAL WITH IDENTIFICATION HOLE</i>			
18	CMH02015	SEALING DISC V BALER	3
19	CPL00111	BACK DOOR WEAR PLATE (VAR BALER)	2

No.	Part No	Description	Qty
-----	---------	-------------	-----

# Lower rear door rollers (867)

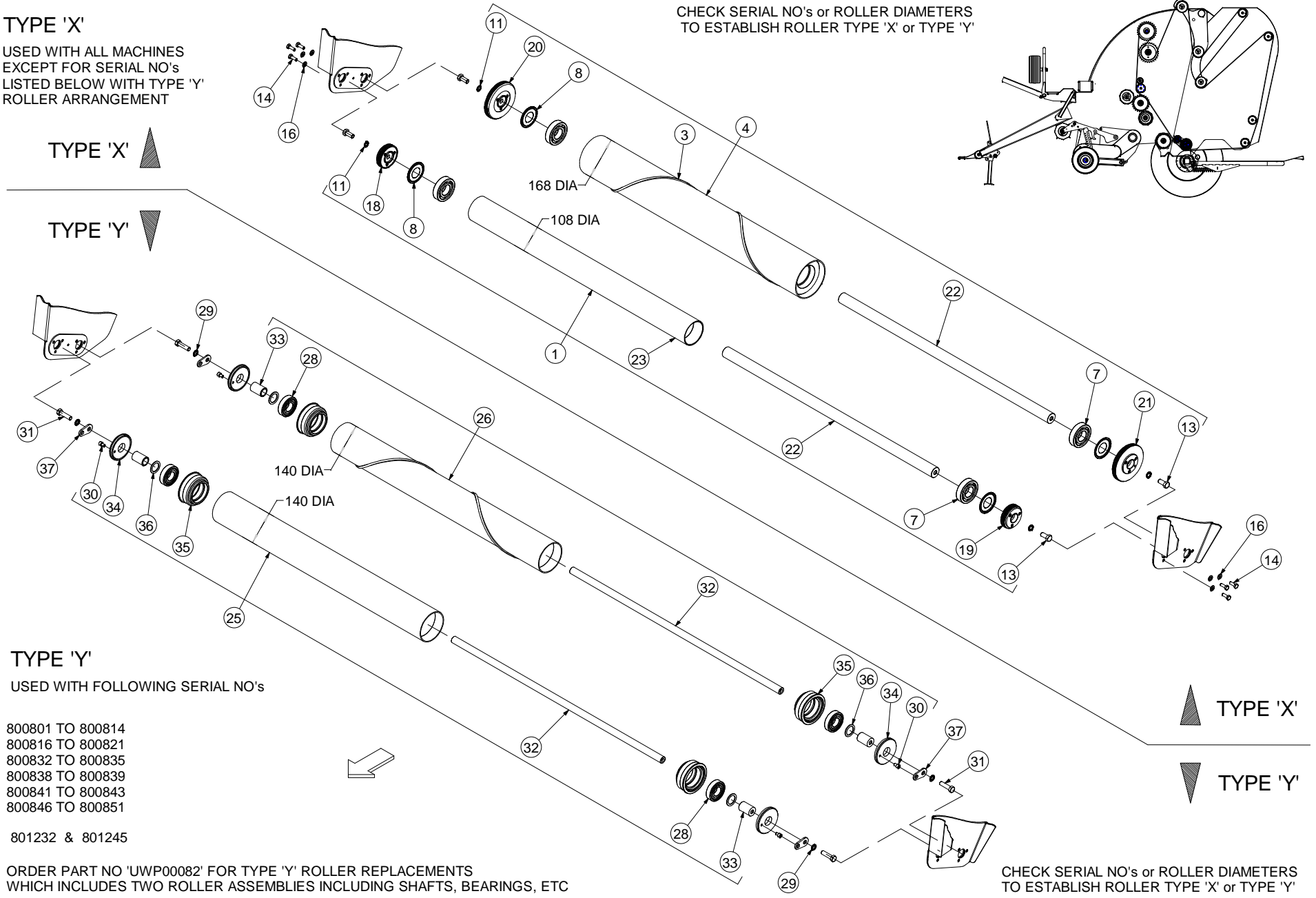
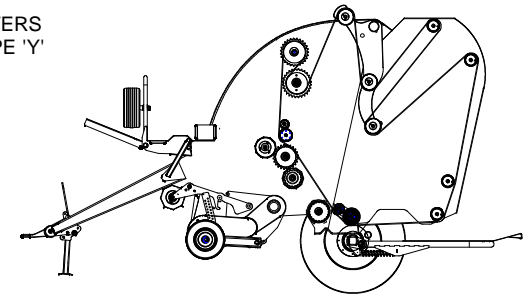
## TYPE 'X'

USED WITH ALL MACHINES EXCEPT FOR SERIAL NO's LISTED BELOW WITH TYPE 'Y' ROLLER ARRANGEMENT

TYPE 'X' ▲

TYPE 'Y' ▼

CHECK SERIAL NO's or ROLLER DIAMETERS TO ESTABLISH ROLLER TYPE 'X' or TYPE 'Y'



## TYPE 'Y'

USED WITH FOLLOWING SERIAL NO's

- 800801 TO 800814
- 800816 TO 800821
- 800832 TO 800835
- 800838 TO 800839
- 800841 TO 800843
- 800846 TO 800851

801232 & 801245

ORDER PART NO 'UWP00082' FOR TYPE 'Y' ROLLER REPLACEMENTS WHICH INCLUDES TWO ROLLER ASSEMBLIES INCLUDING SHAFTS, BEARINGS, ETC

▲ TYPE 'X'

▼ TYPE 'Y'

CHECK SERIAL NO's or ROLLER DIAMETERS TO ESTABLISH ROLLER TYPE 'X' or TYPE 'Y'



No.	Part No	Description	Qty
1	ACH02032	ROLLER ASSY V BALER	1
<i>INCLUDES ITEMS 7, 8, 11, 13, 18, 19, 22 &amp; 23</i>			
3	ARC00199	ROLLER WELD ASSY BELT BALER	1
4	ARC00200	ROLLER COMP ASSY BELT BALER	1
<i>INCLUDES ITEMS 3, 7, 8, 11, 13, 20, 21 &amp; 22</i>			
7	CBR00253	BEARING 6309 2RS	4
8	CBR00281	NILOS RING 6309 AV	4
11	CFA00142	WASHER SPRING 16MM Z/P	4
13	CFA00229	SETSCREW M16X35 Z/P	4
14	CFA00230	SETSCREW M10X30 Z/P	12
16	CFA00798	WASHER NORDLOCK M10	12
18	CMH02008	SEALING DISC V BALER	1
19	CMH02009	SEALING DISC V BALER	1
20	CMH02014	SEALING DISC V BALER	1
21	CMH02015	SEALING DISC V BALER	1
22	CMH02029	SHAFT VAR BALER	2
23	CXT04006	TUBE VAR BALER	1
25	UWP00082	IDLE ROLLER UPGRADE KIT V6/VARIO	1
<i>INCLUDES TWO ROLLER ASSEMBLIES WITH SHAFTS, BEARINGS ETC</i>			
26	UWP00082	IDLE ROLLER UPGRADE KIT V6/VARIO	1
<i>INCLUDES TWO ROLLER ASSEMBLIES WITH SHAFTS, BEARINGS ETC</i>			
28	CBR00286	6308 2RS BEARING	4
<i>USED ONLY ON TYPE Y ROLLERS (CHECK SERIAL NO)</i>			
29	CFA00783	WASHER NL16 NORD-LOCK	4
<i>USED ONLY ON TYPE Y ROLLERS (CHECK SERIAL NO)</i>			
30	CFA00951	SETSCREW M10X16 SOC CAP Z/P	4
<i>USED ONLY ON TYPE Y ROLLERS (CHECK SERIAL NO)</i>			
31	CFA02290	BOLT M16 X 60 Z/P DIN 931 GRADE 12.9	4
<i>USED ONLY ON TYPE Y ROLLERS (CHECK SERIAL NO)</i>			
32	UWP00082	IDLE ROLLER UPGRADE KIT V6/VARIO	1
<i>INCLUDES TWO ROLLER ASSEMBLIES WITH SHAFTS, BEARINGS ETC</i>			
33	CMH02519	IDLE ROLLER INSERT 40X45	4
<i>USED ONLY ON TYPE Y ROLLERS (CHECK SERIAL NO)</i>			
34	CPL00120	ROLLER END CAP PLASTIC	4
<i>USED ONLY ON TYPE Y ROLLERS (CHECK SERIAL NO)</i>			
35	CTP00115	BEARING HOUSING ROLLER END	4
<i>USED ONLY ON TYPE Y ROLLERS (CHECK SERIAL NO)</i>			
36	CZC04620	WASHER 40X55X3 V6 IDLE ROLLER	4
<i>USED ONLY ON TYPE Y ROLLERS (CHECK SERIAL NO)</i>			
37	CZF06296	6MM L WASHER 17X40 V6	4
<i>USED ONLY ON TYPE Y ROLLERS (CHECK SERIAL NO)</i>			

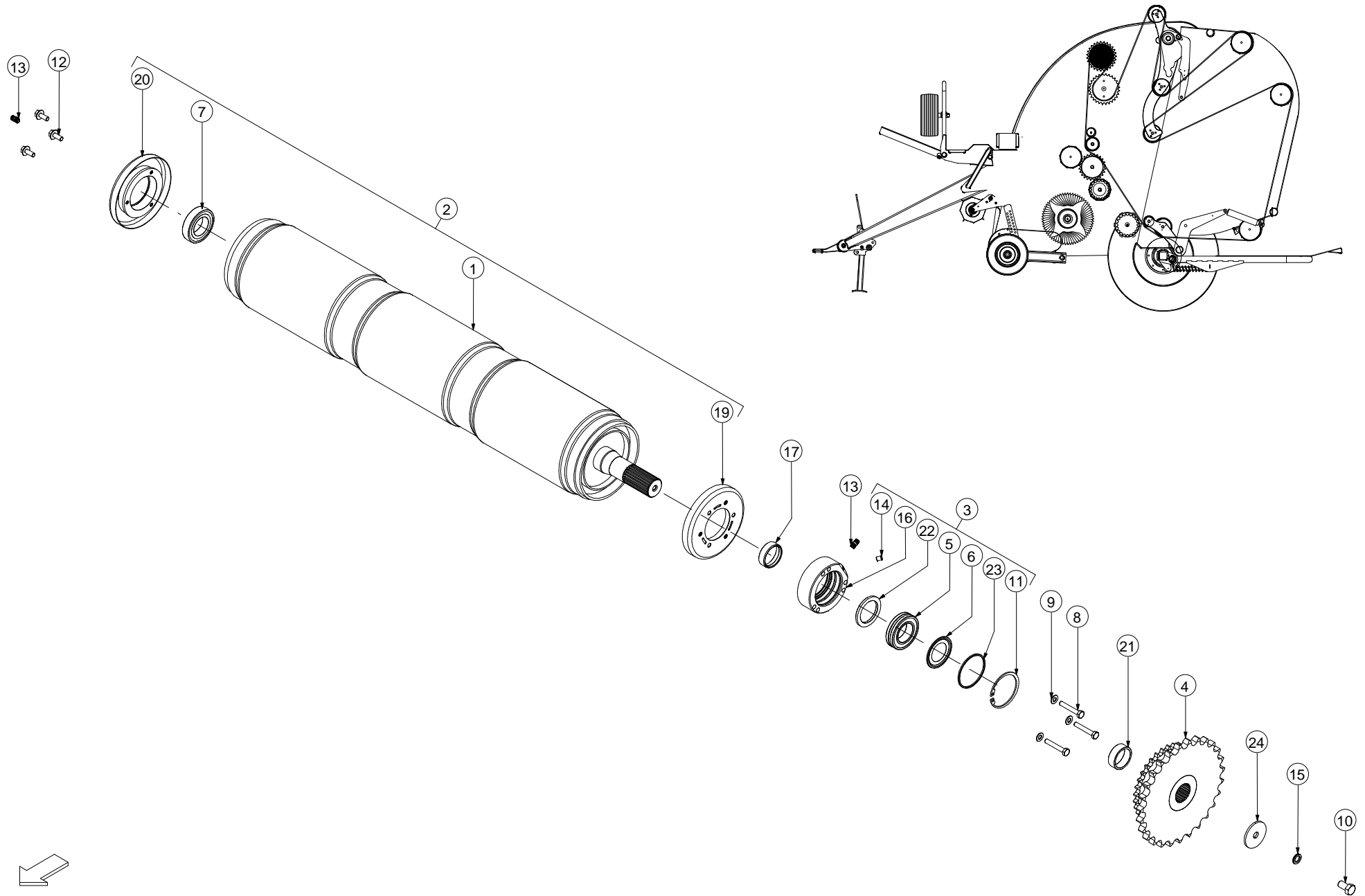
No.	Part No	Description	Qty
-----	---------	-------------	-----



No.	Part No	Description	Qty
1	ART00339	ROLLER BELT BALER.	1
<i>INCLUDES ITEMS 2, 4, 6, 7, 8, 9, 10 &amp; 11</i>			
2	CBR00286	6308 2RS BEARING	2
3	CFA00783	WASHER NL16 NORD-LOCK	2
4	CFA00951	SETSCREW M10X16 SOC CAP Z/P	2
5	CFA02290	BOLT M16 X 60 Z/P DIN 931 GRADE 12.9	2
6	CMH01264	SHAFT 30X1234.	1
7	CMH02519	IDLE ROLLER INSERT 40X45	2
8	CPL00120	ROLLER BELT BALER.	2
9	CTP00115	BEARING HOUSING ROLLER END	2
10	CXT00550	TUBE 139.7X5.0X1224 ST-52	1
11	CZC04620	WASHER 40X55X3 V6 IDLE ROLLER	2
12	CZF06296	6MM L WASHER 17X40 V6	2

No.	Part No	Description	Qty
-----	---------	-------------	-----

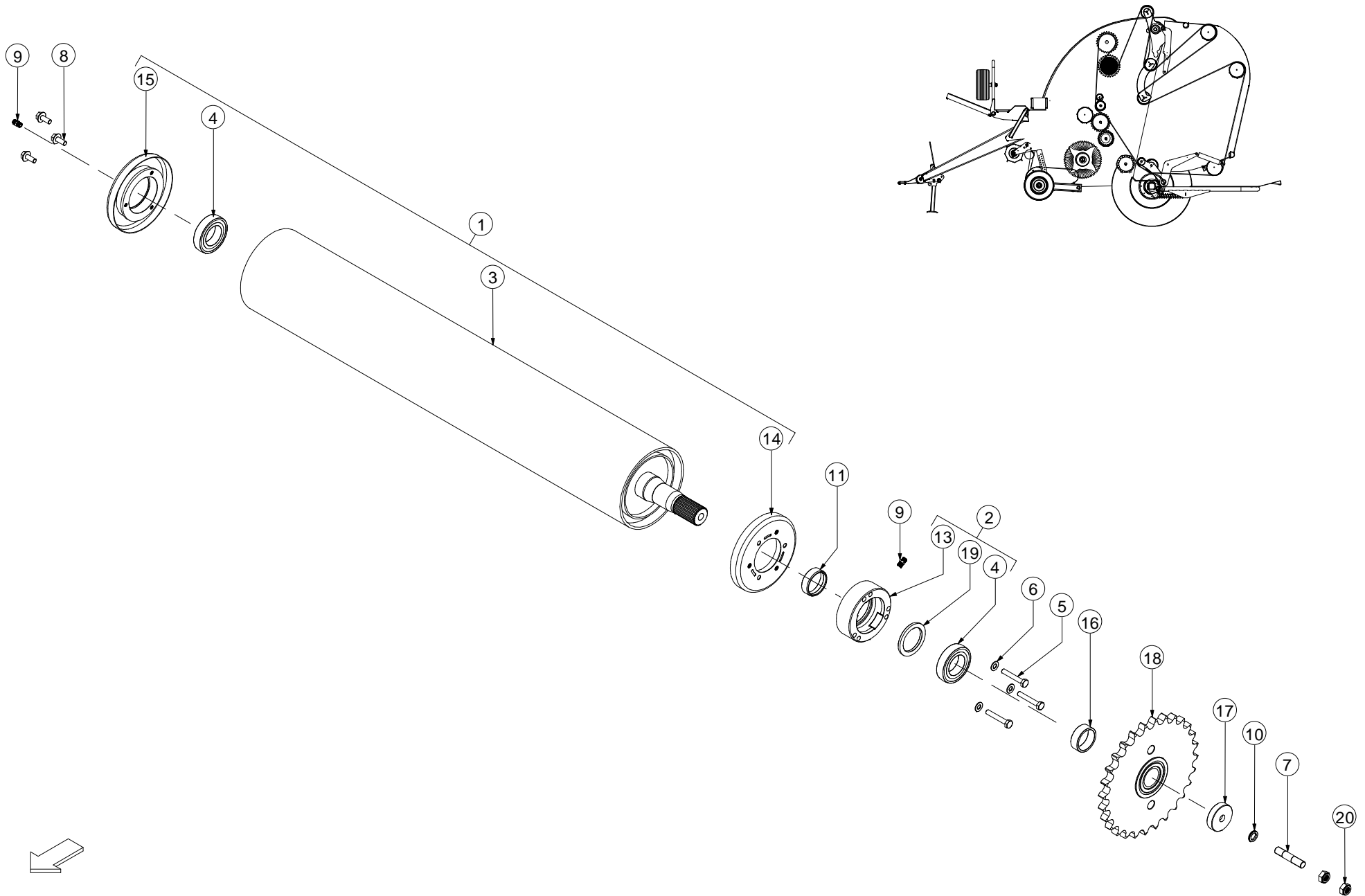
# Top drive roller (639)



No.	Part No	Description	Qty
1	ACH02023	DRIVE ROLLER V BALER	1
2	ACH02033	DRIVE ROLLER V BALER	1
3	ART00051	BEARING ROLLER COMP ASSY	1
4	ART00338	27T SPROCKET ASSY BELT BALER	1
5	CBR00060	BEARING SPHERICAL SKF 2210CC	1
6	CBR00061	NILOS-RING 6210AV	1
7	CBR00083	BEARING 1726210-2RS RADIAL	1
8	CFA00028	BOLT M10X65 Z/P	3
9	CFA00251	WASHER SKM10	3
10	CFA00399	SETSCREW M16X30 Z/P	1
11	CFA00452	CIRCLIP 95MM INTERNAL	1
12	CFA00520	SETSCREW M10X25 FLD ZP	3
13	CFA00549	GREASE FITTING 6MM X 1/8"	2
14	CFA00559	GRUBSCREW M10X12	1
15	CFA00783	WASHER NL16 NORD-LOCK	1
16	CMH00511	BUSH 90X135X46 BEARING HOUSING	1
17	CMH00445	BEARING ROLLER SLEEVE 50 ID X14	1
<i>UP TO SERIAL NO 801349</i>			
17	CMH01363	BEARING ROLLER SLEEVE 50 ID X18	1
<i>FROM SERIAL NO 801350</i>			
19	ARC00287	SPUN ROLLER SEAL DS V6	1
<i>ARC00287 &amp; ARC00288 SHOULD BE REPLACED AS A PAIR</i>			
20	ARC00288	SPUN ROLLER SEAL NDS V6	1
<i>ARC00287 &amp; ARC00288 SHOULD BE REPLACED AS A PAIR</i>			
21	CMH02349	BUSH 50X60X20	1
22	CSE00099	SEAL OIL 58X80X8	1
23	CZC02063	3MM L BEARING RETAINER RING	1
24	CZE04255	5MM L WASHER 16X70X5	1

No.	Part No	Description	Qty
-----	---------	-------------	-----

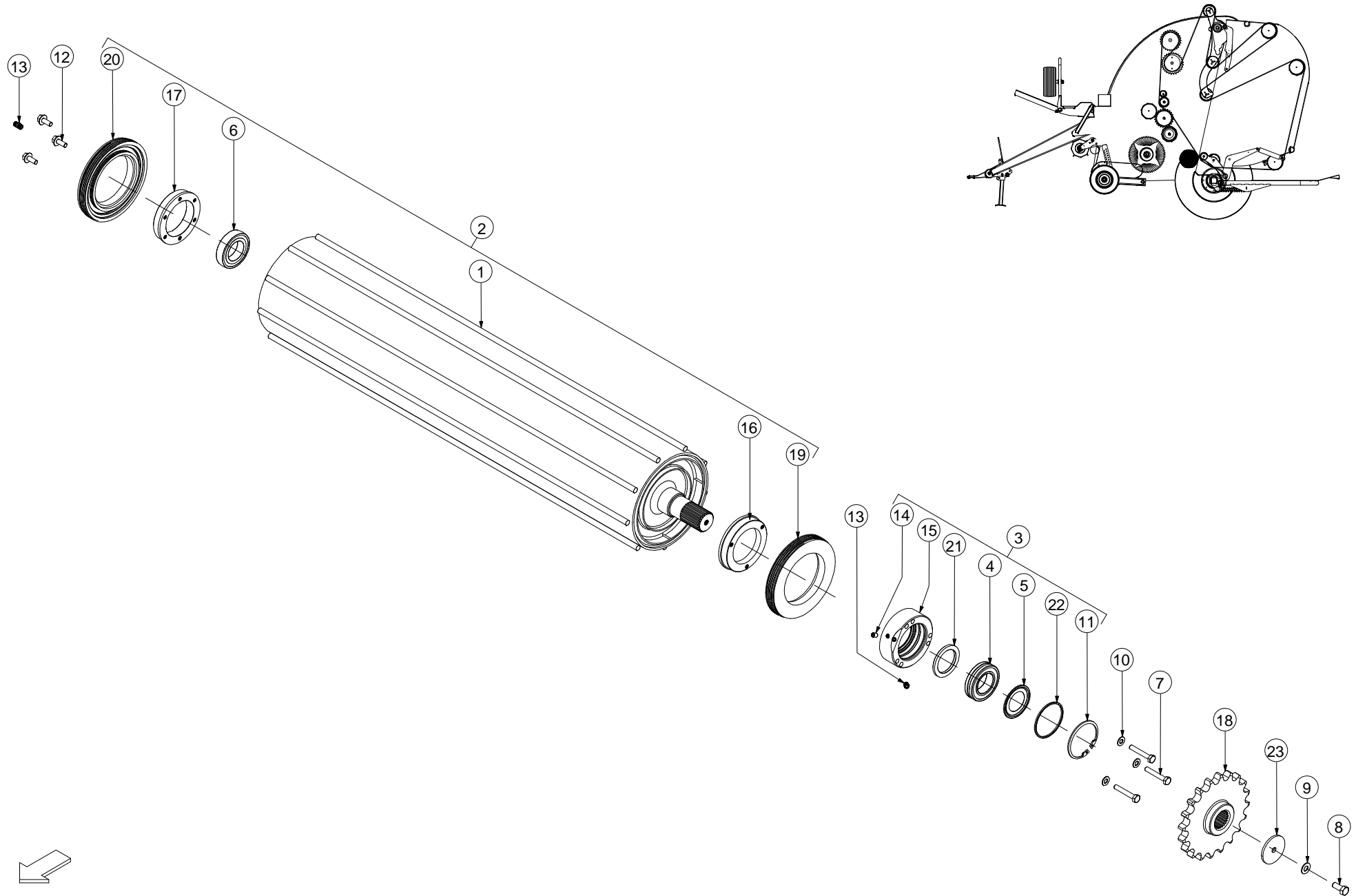
# Bottom drive roller (640)



No.	Part No	Description	Qty
1	ARC00170	DUAL DRIVE ROLLER COMPLETE	1
2	ART00293	BEARING HOUSING 76210 ASSY	1
3	ART00314	DUAL DRIVE ROLLER BELT BALER	1
4	CBR00083	BEARING 1726210-2RS RADIAL	2
5	CFA00028	BOLT M10X65 Z/P	3
6	CFA00251	WASHER SKM10	3
7	CFA00933	STUD M16X70 GRADE 10.9 F/TX1	1
8	CFA00520	SETSCREW M10X25 FLANGED 8.8 ZP	3
9	CFA00549	GREASE FITTING 6MM X 1/8"	2
10	CFA00783	WASHER NL16 NORD-LOCK	1
11	CMH01363	BEARING ROLLER SLEEVE 50 ID X18	1
<i>UP TO SERIAL NO 801349</i>			
11	CMH00906	BEARING ROLLER SLEEVE 50 ID X21	1
<i>FROM SERIAL NO 801350</i>			
13	CMH00905	BUSH 90X135X46 BEARING HOUSING	1
14	ARC00287	SPUN ROLLER SEAL DS V6	1
<i>ARC00287 &amp; ARC00288 SHOULD BE REPLACED AS A PAIR</i>			
15	ARC00288	SPUN ROLLER SEAL NDS V6	1
<i>ARC00287 &amp; ARC00288 SHOULD BE REPLACED AS A PAIR</i>			
16	CMH02349	BUSH 50X60X20	1
17	CMH02350	WASHER STEPPED 52X46X16	1
18	CMT00200	OVERRUNNING CLUTCH BELT BALER	1
19	CSE00099	SEAL OIL 58X80X8	1
20	CFA00386	NUT M16X1.5 NYLOC FINE DIN 985	2

No.	Part No	Description	Qty
-----	---------	-------------	-----

# Slatted roller (641)

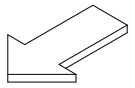
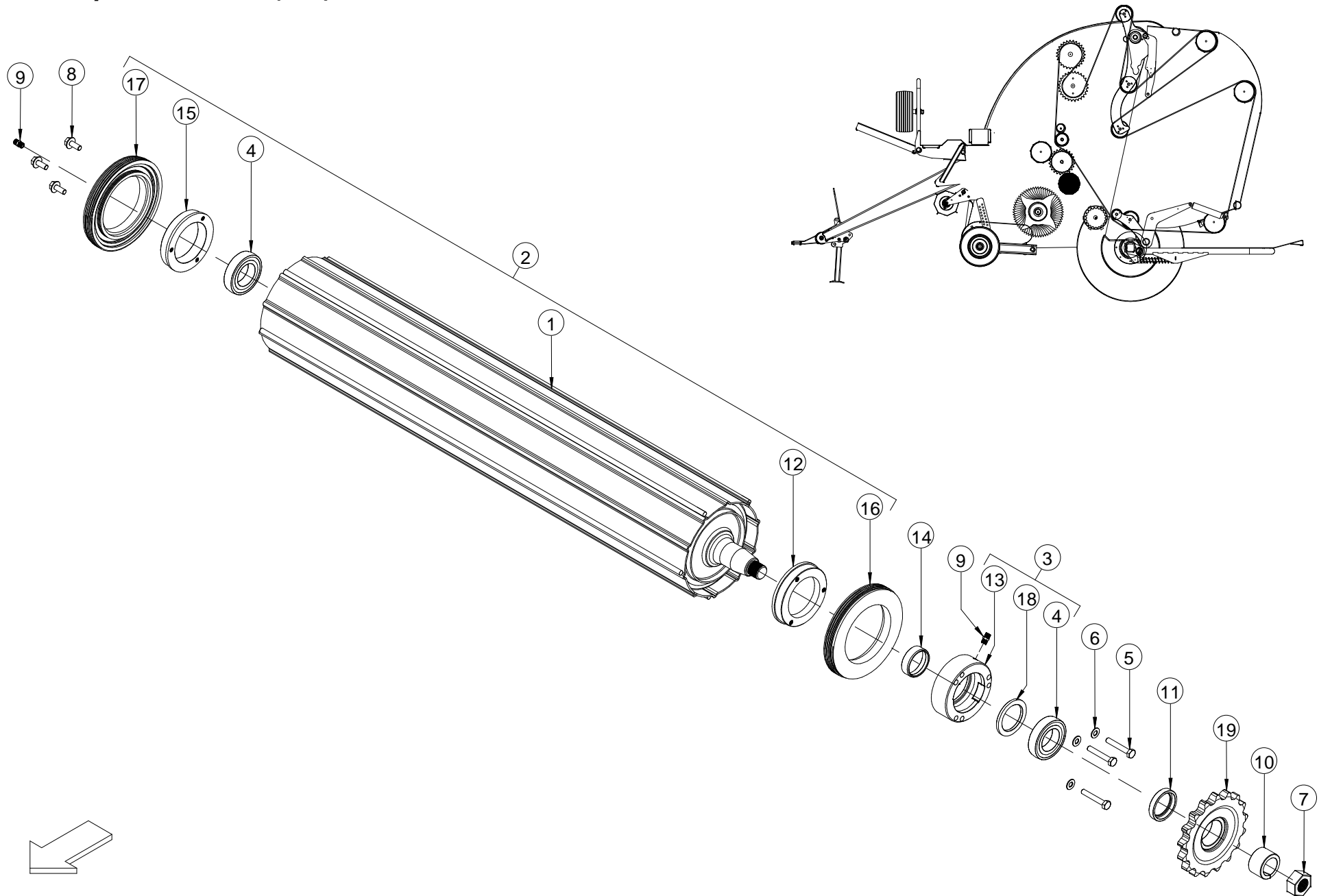




No.	Part No	Description	Qty
1	ARC00334	KIT NO 1 ROLLER ROD V6 SPARE PARTS	1
<i>UP TO SERIAL NO 800199. THIS KIT INCLUDES ITEMS 18, 19 &amp; 20.</i>			
1	ARC00279	STARTER ROLLER ASSY V6	1
<i>FROM SERIAL NO 800200</i>			
2	ARC00302	STARTER ROLLER COMP ASSY V6	1
<i>FROM SERIAL NO 800200</i>			
3	ART00051	BEARING ROLLER COMP ASSY	1
4	CBR00060	BEARING SPHERICAL SKF 2210CC	1
5	CBR00061	NILOS-RING 6210AV	1
6	CBR00083	BEARING 1726210-2RS RADIAL	1
7	CFA00028	BOLT M10X65 Z/P	3
8	CFA00032	SETSCREW M12X30 Z/P	1
9	CFA00250	WASHER SKM12	1
10	CFA00251	WASHER SKM10	3
11	CFA00452	CIRCLIP 95MM INTERNAL	1
12	CFA00520	SETSCREW M10X25 FLD ZP	3
13	CFA00549	GREASE FITTING 6MM X 1/8"	2
14	CFA00559	GRUBSCREW M10X12	1
15	CMH00511	BUSH 90X135X46 BEARING HOUSING	1
16	CMH00696	FLANGE 90X140X25 MACHINED	1
17	CMH00697	FLANGE 90X145X25 6 HOLE	1
18	CMH00708	SPROCKET 1 1/4" PITCH 20T	1
<i>UP TO SERIAL NO 800199</i>			
18	CMH01324	SPROCKET 1 1/4" PITCH 20T	1
<i>FROM SERIAL NO 800200</i>			
19	CPL00052	NYLON SEAL ROLLER DRIVE SIDE	1
<i>UP TO SERIAL NO 800199</i>			
19	CPL00108	NYLON SEAL ROLLER DRIVE SIDE LARGE	1
<i>FROM SERIAL NO 800200</i>			
20	CPL00053	NYLON SEAL ROLLER NON DRIVE SIDE	1
<i>UP TO SERIAL NO 800199</i>			
20	CPL00107	NYLON SEAL ROLLER NON DRIVE SIDE LARGE	1
<i>FROM SERIAL NO 800200</i>			
21	CSE00099	SEAL OIL 58X80X8	1
22	CZC02063	3MM L BEARING RETAINER RING	1
23	CZE00115	BALE SPLITTER WASHER	1

No.	Part No	Description	Qty
-----	---------	-------------	-----

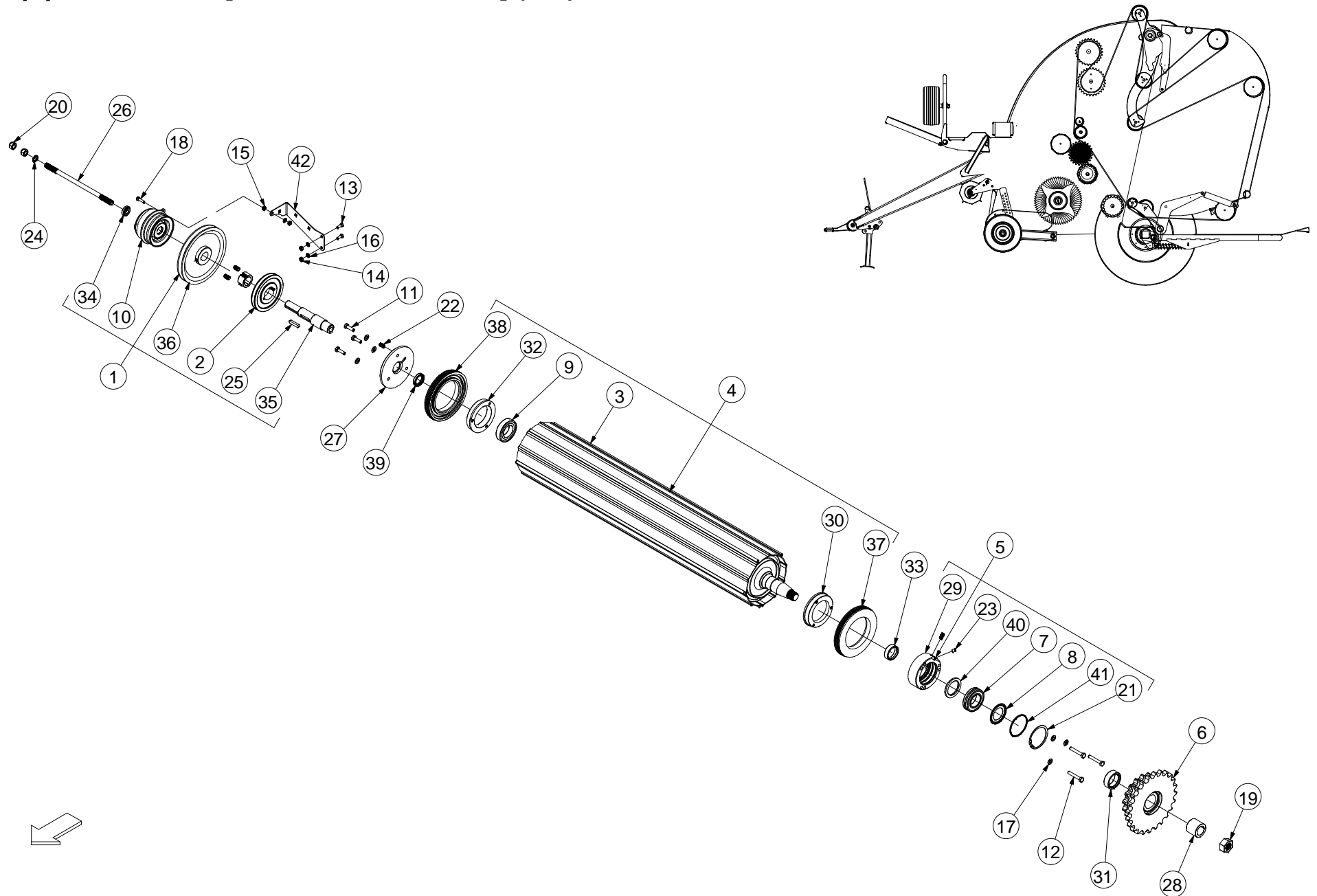
# **Bottom pressed roller (643)**



No. Part No	Description	Qty
1 ARC00338	ROLLER STD SHAFT HD WITH CLEATS	1
<i>REPLACES ARC00029</i>		
2 ARC00344	HD ROLLER C/W ROD IRON V660	1
<i>REPLACES ARC00030</i>		
3 ART00293	BEARING HOUSING 1726210 ASY	1
4 CBR00083	BEARING 1726210-2RS RADIAL	2
5 CFA00028	BOLT M10X65 Z/P	3
6 CFA00251	WASHER SKM10	3
7 CFA00401	NUT M30X2 FINE THREAD	1
8 CFA00520	SETSCREW M10X25 FLANGED ZP	3
9 CFA00549	GREASE FITTING 6MM X 1/8"	2
10 CMH00507	BUSH 39X56X33 TAPPER	1
11 CMH00510	BUSH 50X68X12.5 STEP	1
12 CMH00696	FLANGE 90X140X25 MACHINED	1
13 CMH00905	BUSH 90X135X46 BEARING HOUSING	1
14 CMH00906	BEARING ROLLER SLEEVE 50 IDX21	1
15 CMH01187	FLANGE 90X145X25 3 HOLE	1
16 CPL00052	NYLON SEAL ROLLER DRIVE SIDE	1
<i>CPL00052 &amp; CPL00053 SHOULD BE REPLACED AS A PAIR</i>		
17 CPL00053	NYLON SEAL ROLLER NON DRIVE SIDE	1
<i>CPL00052 &amp; CPL00053 SHOULD BE REPLACED AS A PAIR</i>		
18 CSE00099	SEAL OIL 58X80X8	1
19 ART00081	1 1/4" PITCH 17 T SPROCKET	1

No. Part No	Description	Qty
-------------	-------------	-----

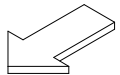
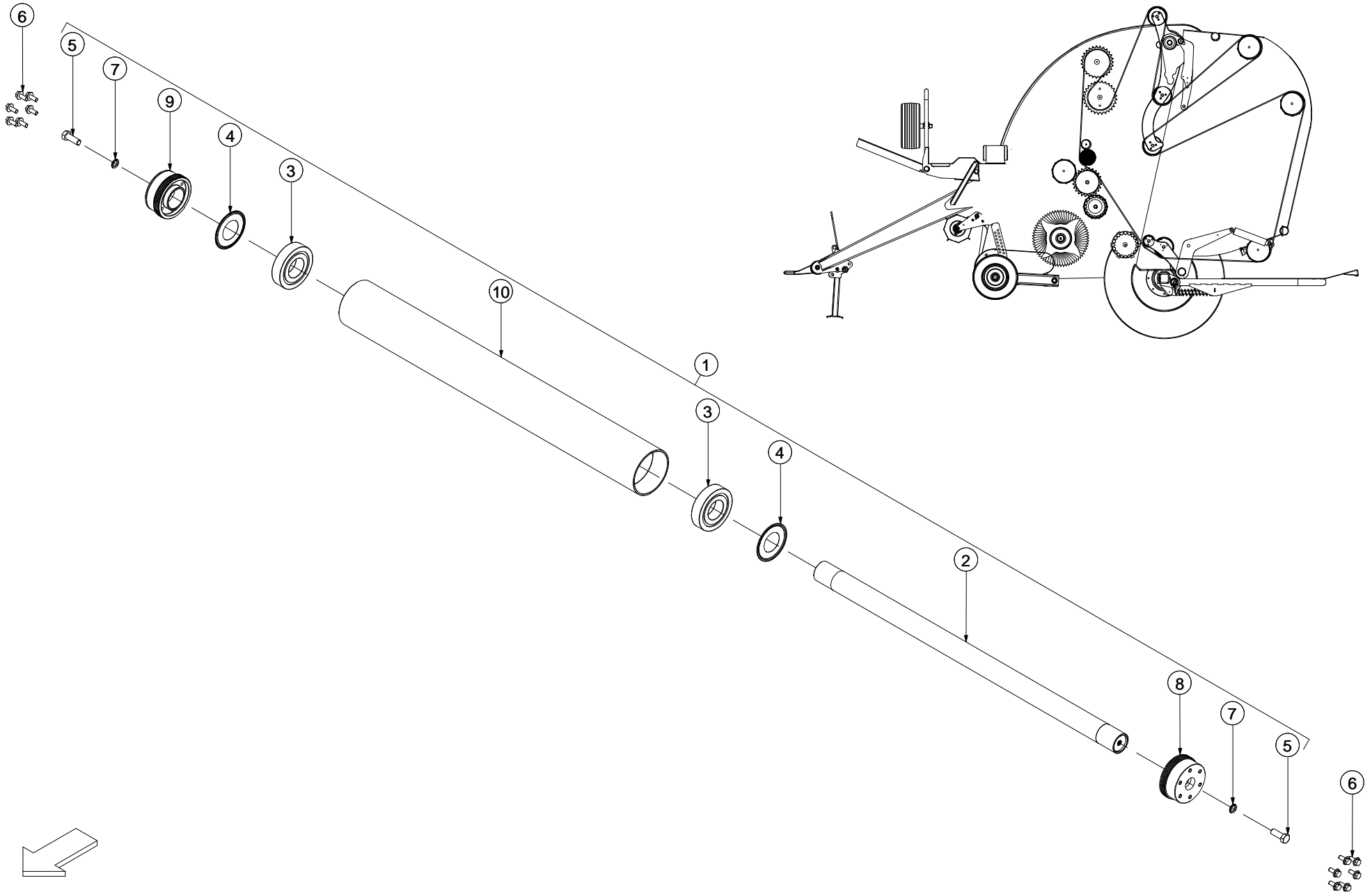
**Top pressed roller [from serial no 800350] (770)**



No.	Part No	Description	Qty
1	ALA00479	NETTER CLUTCH SHAFT ASSY V660	1
2	ARC00248	PULLEY 150 A SECTION TAPER LOCK	1
3	ARC00256	ROLLER C/W FLAT IRON V660	1
4	ARC00333	TOP CHAMBER ROLLER COMP V6	1
5	ART00051	BEARING ROLLER COMP ASSY	1
6	ART00330	SPROCKET ASSY DOUBLE BELT BALER	1
7	CBR00060	BEARING SPHERICAL SKF 2210CC	1
8	CBR00061	NILOS-RING 6210AV	1
9	CBR00083	BEARING 1726210-2RS RADIAL	1
10	CEL00259	SHAFT MOUNTED	1
11	CFA00016	BOLT M10X35	3
12	CFA00028	BOLT M10X65 Z/P	3
13	CFA00052	SETSCREW M8X20 Z/P	2
14	CFA00132	NUT M8 NYLOC Z/P	3
15	CFA00133	NUT M8 Z/P	1
16	CFA00147	WASHER FLAT 8MM Z/P	3
17	CFA00251	WASHER SKM10	6
18	CFA00316	BOLT M8X30 Z/P	1
19	CFA00401	NUT M30X2 FINE THREAD	1
20	CFA00386	NUT M16X1.5 NYLOC FINE THREAD	2
21	CFA00452	CIRCLIP 95MM INTERNAL	1
22	CFA00549	GREASE FITTING 6MM X 1/8" M/M	2
23	CFA00559	GRUBSCREW M10X12	1
24	CFA00783	WASHER NL16 NORD-LOCK	1
25	CFA00904	KEY 10X8X50	1
26	CFA00905	M16X350 BOLT SPECIAL NET CLUTCH	1
27	CMH00493	FLANGE 40 X 170 X 10	1
28	CMH00508	BUSH 36X58X47 TAPPER	1
29	CMH00511	BUSH 90X135X46 BEARING HOUSING	1
30	CMH00696	FLANGE 90X140X25 MACHINED	1
31	CMH00736	BUSH 50X68X25 STEPPED 58	1
32	CMH01187	FLANGE 90X145X25 3 HOLE	1
33	CMH00445	BEARING ROLLER SLEEVE 50 ID X14	1
<i>UP TO SERIAL NO 801349</i>			
33	CMH01363	BEARING ROLLER SLEEVE 50 ID X18	1
<i>FROM SERIAL NO 801350</i>			
34	CMH02206	WASHER 16X38X10 STEPPED Z/P	1
35	CMH02451	CLUTCH SHAFT V660	1
36	CTP00387	PULLEY PRESSED STEEL 250MM SPB	1
<i>REPLACES CMH02452 (PULLEY 224MM)</i>			
37	CPL00052	NYLON SEAL ROLLER DRIVE SIDE	1
<i>CPL00052 &amp; CPL00053 SHOULD BE REPLACED AS A PAIR</i>			
38	CPL00053	NYLON SEAL ROLLER NON DRIVE SIDE	1
<i>CPL00052 &amp; CPL00053 SHOULD BE REPLACED AS A PAIR</i>			
39	CSE00098	SEAL RADIAL SHAFT SEAL 35 X 50 X 8	1
40	CSE00099	SEAL OIL 58X80X8	1
41	CZC02063	3MM L BEARING RETAINER RING	1
42	CZC03325	3MM L CLUTCH TORQUE ARM PART	1

No.	Part No	Description	Qty
-----	---------	-------------	-----

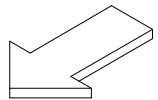
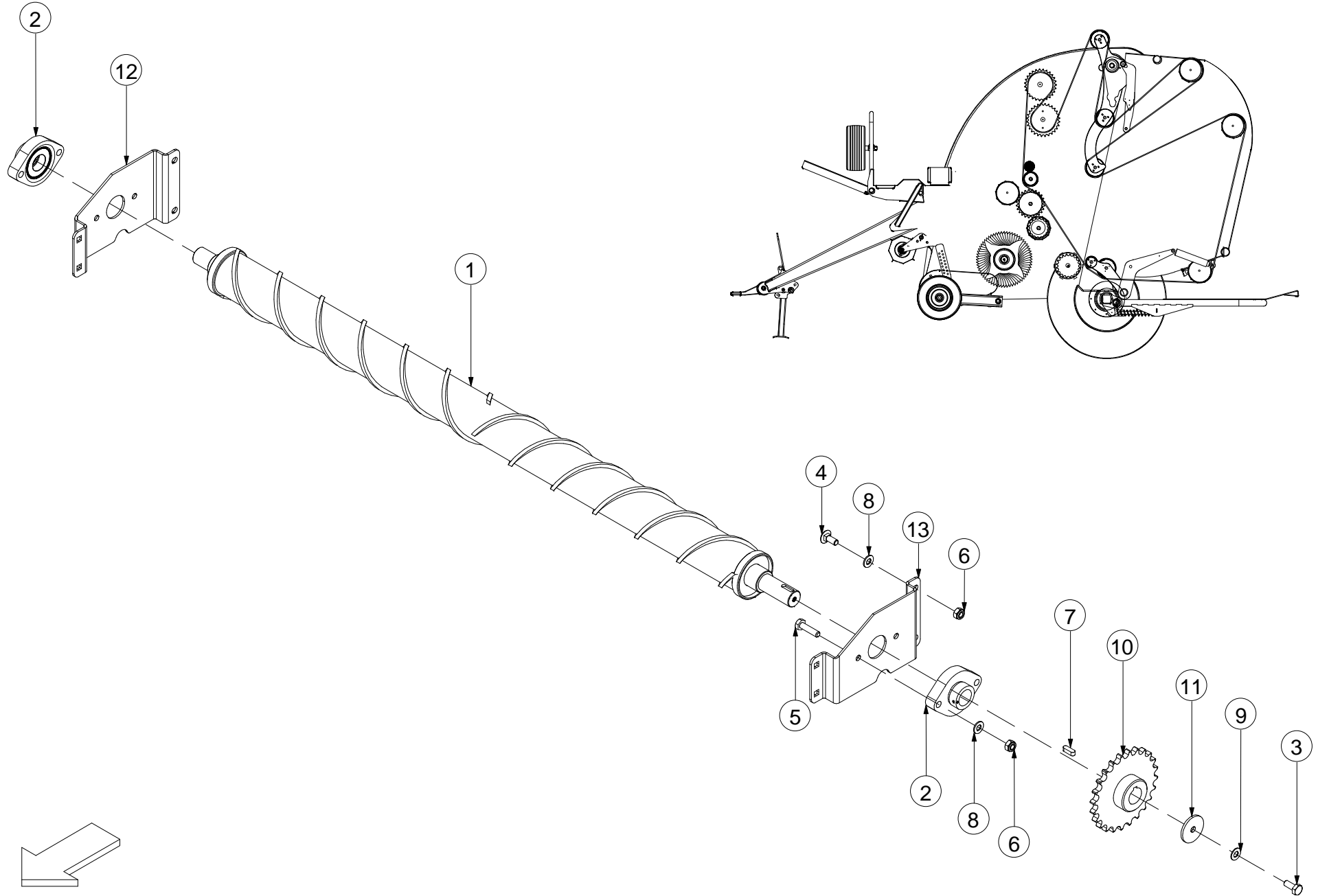
# Small idle roller (645)



No.	Part No	Description	Qty
1	ARC00209	ROLLER 139.7 COMP ASSY	1
2	ARC00210	SHAFT ASSY IDLE ROLLER BELT BALER	1
3	CBR00284	BEARING 6312 2RS	2
4	CBR00285	NILOS-RING 6312AV	2
5	CFA00283	SETSCREW M16X35	2
6	CFA00520	SETSCREW M10X25 FLD ZP	12
7	CFA00783	WASHER NL16 NORD-LOCK	2
8	CMH01257	SEALING DISC LEFT VAR BALER	1
9	CMH01258	SEALING DISC RIGHT VAR BALER	1
10	CXT00543	TUBE139.7X6.3X1155	1

No.	Part No	Description	Qty
-----	---------	-------------	-----

# Auger (646)

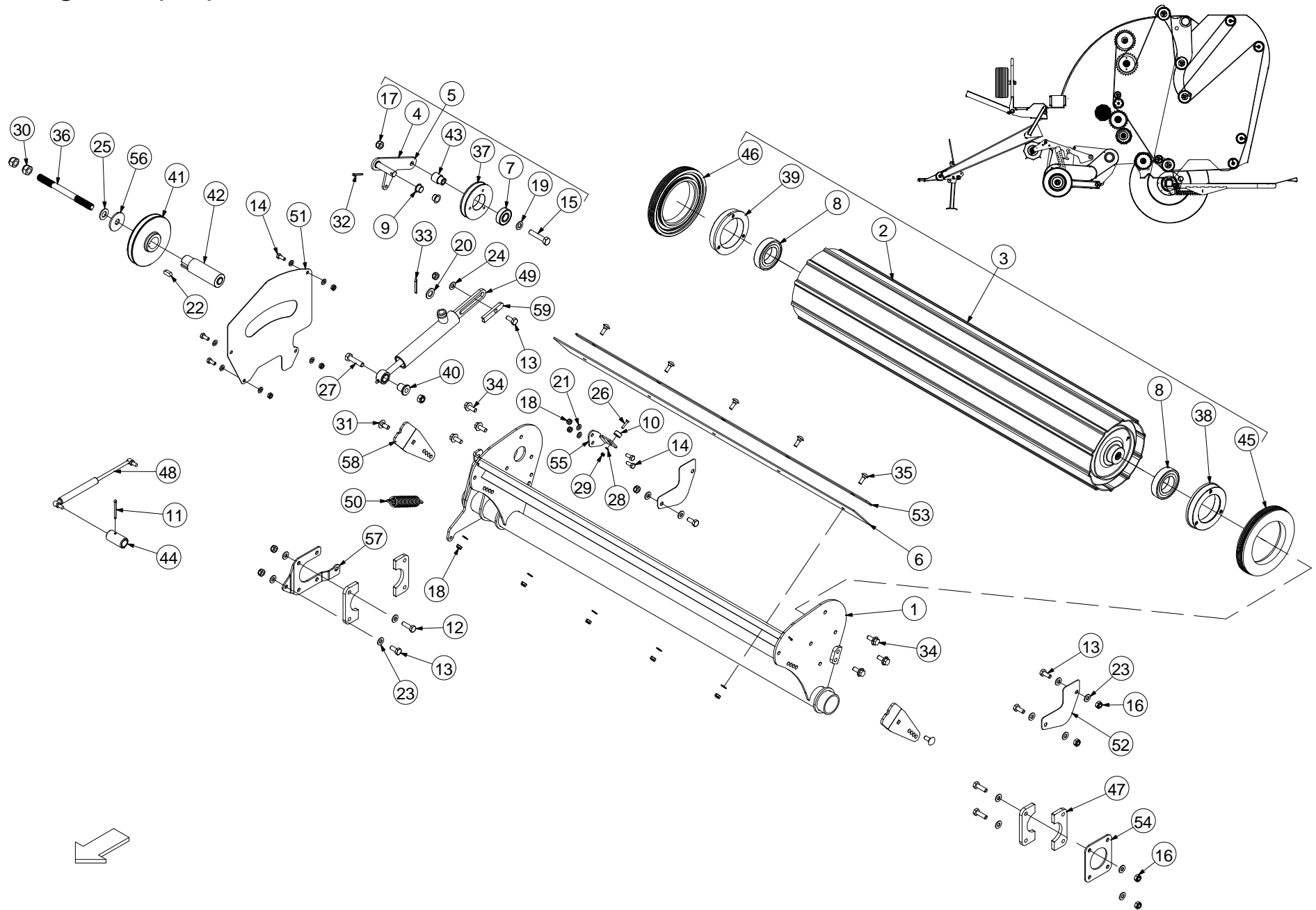




No.	Part No	Description	Qty
1	ARC00228	AUGER WELD ASSY LONG	1
2	CBR00288	BEARING FLCTE30	2
3	CFA00024	SETSCREW M10X25 Z/P	1
4	CFA00068	BOLT M10X25 CUP SQ. Z/P	8
5	CFA00071	BOLT M10X40	4
6	CFA00123	NUT M10 NYLOC	12
7	CFA00154	KEY 8 X 7 X 25	1
8	CFA00201	WASHER FLAT 10 MM Z/P	12
9	CFA00251	WASHER SKM10	1
10	CMH01265	SPROCKET 3/4" 24 TOOTH	1
11	CZD02479	4MM L WASHER 10.5X50X4 Z/P	1
12	CZD02602	4MM L AUGER BRACKET V660	1
13	CZD02603	4MM L AUGER BRACKET V660	1

No.	Part No	Description	Qty
-----	---------	-------------	-----

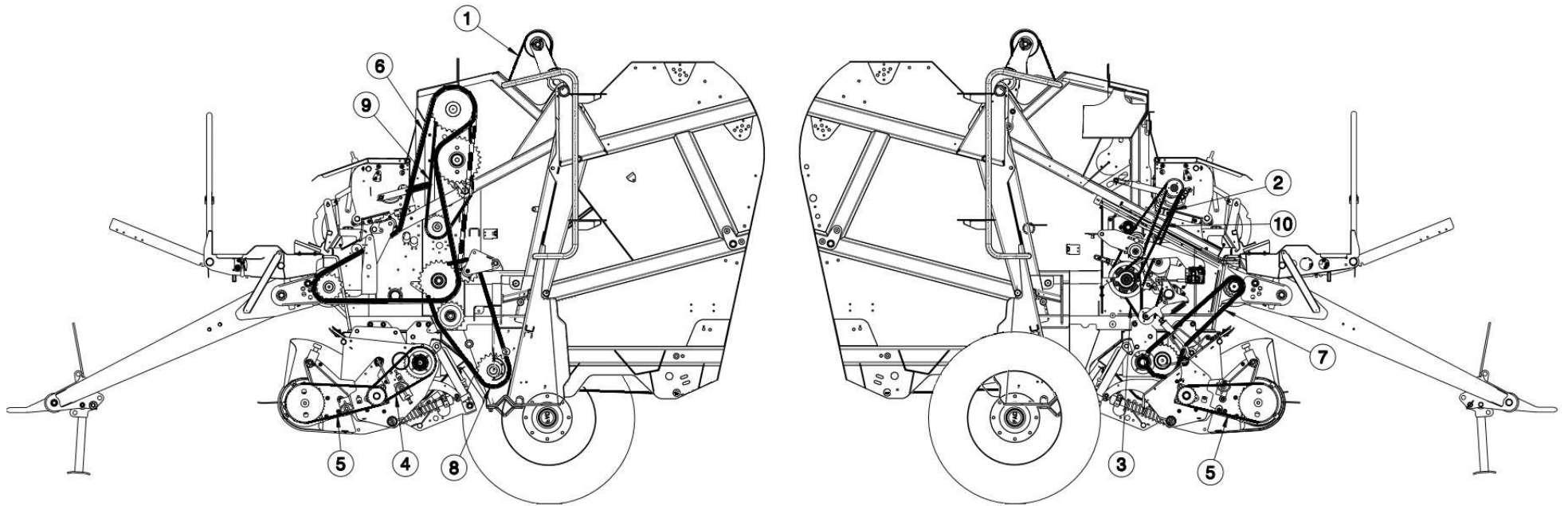
# Moving roller (854)



No.	Part No	Description	Qty
1	ARC00218	ROLLER CRADLE WELD ASSY V660	1
2	ARC00219	BALER ROLLER STD SHFT WELD ASY	1
3	ARC00220	ROLLER COMP ASSY NET FEED	1
INCLUDES ITEMS 2, 8, 38, 39, 45 & 46			
4	ARC00221	BELT TENSIONER ARM WELD ASSY	1
5	ARC00222	BELT TENSION ARM COMP ASSY	1
INCLUDES ITEMS 4, 7, 15, 17, 19, 37 & 43			
6	CBE00217	RUBBER 100 X 1600 V660 CRADLE	1
7	CBR00020	BEARING 6204 2RS	1
8	CBR00083	BEARING 1726210-2RS RADIAL	2
9	CBR00118	BEARING STEPPED PLAS 16X18X12	2
10	CEL00059	MAGNET 20 X 10 260369	1
11	CFA00013	SPLIT PIN 5X50 Z/P	1
12	CFA00016	BOLT M10X35	6
13	CFA00024	SETSCREW M10X25 Z/P	5
14	CFA00052	SETSCREW M8X20 Z/P	6
15	CFA00076	BOLT M12X60 Z/P	1
16	CFA00123	NUT M10 NYLOC	11
17	CFA00124	NUT M12 NYLOC	2
18	CFA00132	NUT M8 NYLOC Z/P	11
19	CFA00138	WASHER FLAT 12MM Z/P	1
20	CFA00140	WASHER FLAT 16MM Z/P	1
21	CFA00147	WASHER FLAT 8MM Z/P	15
22	CFA00155	KEY 10 X 8 X 25	1
23	CFA00201	WASHER FLAT 10 MM Z/P	20
24	CFA00251	WASHER SKM10	1
25	CFA00252	WASHER SKM16	1
26	CFA00261	SETSCREW M5X25 CSK HEX SS	1
27	CFA00272	BOLT M12X50 Z/P	1
28	CFA00337	WASHER FLAT 5MM Z/P	1
29	CFA00348	NUT M5 NYLOC SS	1
30	CFA00414	NUT M16X1.5 NYLOC FINE THREAD	2
31	CFA00442	SETSCREW M10X25 CUP SQ	2
32	CFA00450	SPLIT PIN 4 X36 Z/P	1
33	CFA00475	SPLIT PIN 5X40 Z/P	1
34	CFA00520	SETSCREW M10X25 FLANGED ZP	6
35	CFA00591	BOLT M8X25 CUP SQ Z/P	5
36	CFA00867	M16X205 BOLT SPECIAL V660	1
37	CMH00596	V BELT PULLEY WHEEL	1
38	CMH00977	BUSH 90X135X25	1
39	CMH01187	FLANGE 90X145X25 3 HOLE	1
40	CMH01214	BUSH 12.5X20X27 STEPPED Z/P	1
41	CMH01240	PULLEY 35X150 A SECTION	1
42	CMH01275	PIN 45X135 STEPPED 35	1
43	CMH01298	BUSH 12X25X35 STEPPED 20	1
44	CMH01343	BUSH 20X30X60	1
45	CPL00052	NYLON SEAL ROLLER DRIVE SIDE	1
46	CPL00053	NYLON SEAL ROLLER NON DRIVE SIDE	1
47	CPL00123	ROLLER CRADLE HINGE BUSH	4

No.	Part No	Description	Qty
48	CRA00262	GAS STRUT 8X18X95 500NM	1
49	CRA00574	KNIFE RESET RAM BELT BALER	1
50	CSG00011	SPRING EXT 3.66X28.5X135X25	1
51	CZB02374	1.5MM L DIRT GUARD PART V660	1
52	CZB04438	1.5MM COVER PLATE V6	2
53	CZC03454	3MM L BACKING STRIP ROLLER CRADLE	1
54	CZD00237	4MM L HINGE SUPPORT PART	1
55	CZD02646	4MM L MAGNET BRACKET PART	1
56	CZD04321	4MM L WASHER 16X55X4 Z/P	1
57	CZD04780	4MM L PIVOT SUPPORT PART V6	1
58	CZF05626	6MM L ROLLER STOP BRACKET	2
59	CZG04363	8MM RAM SPACER V660	1

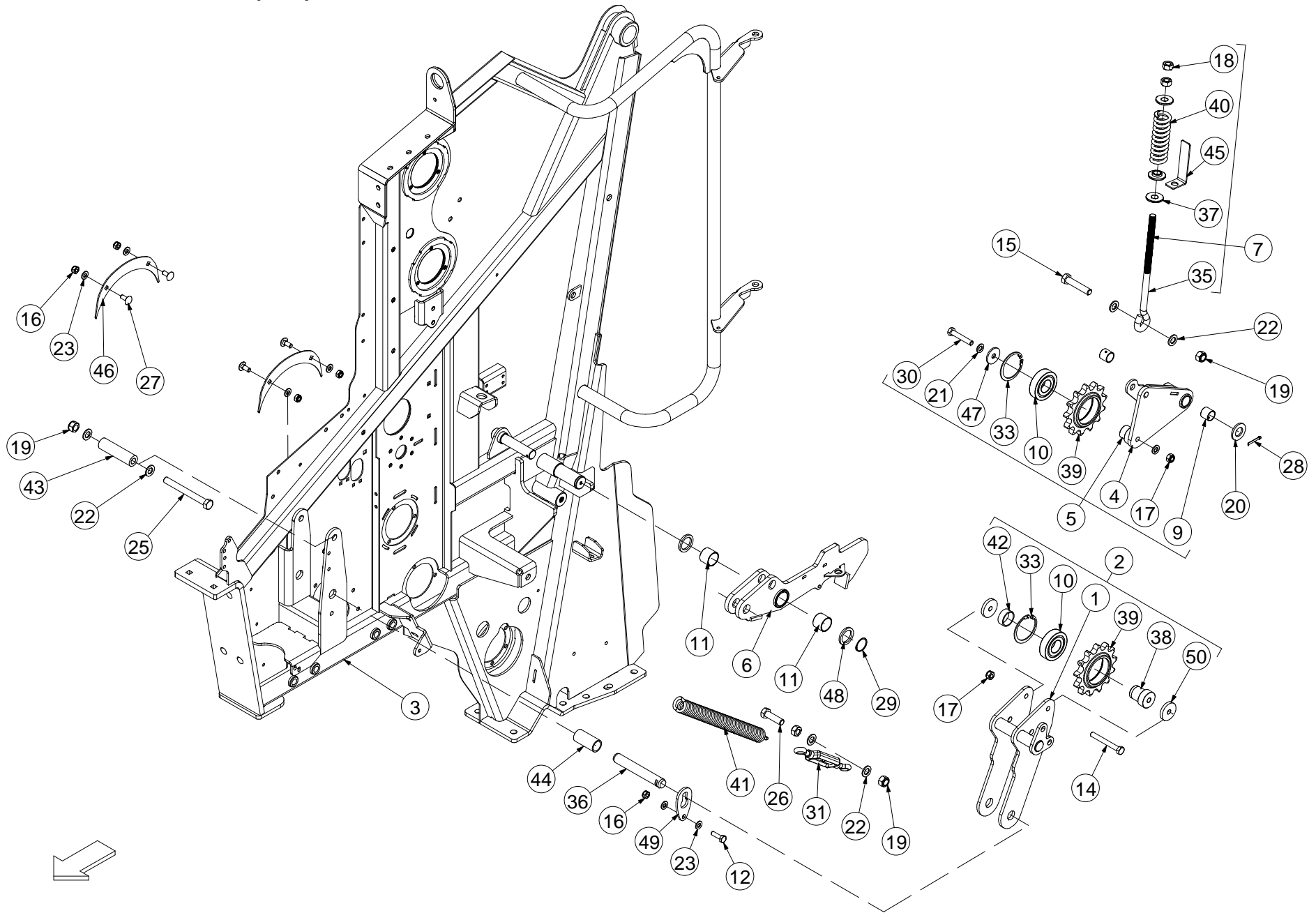
## Chains & Belts (872)



No.	Part No	Description	Qty
1	CBE00184	BELT SINGLE 11675 X 380 X 7.4MM V6	3
2	CBE00232	V BELT SPB 1900	1
<i>BACK</i>			
3	CBE00212	BELT A48	1
4	CCH02025	SLIP-CLUTCH CHAIN ASA60H 3/4" 62 INC LINK	1
5	CCH02026	PICK-UP CHAIN ASA60H 3/4" 78 INC LINK	2
6	CCH00058	100H 124 PITCHS INCL LINK ENDLESS (V640)	1
<i>FOR V640 MACHINES ONLY</i>			
6	CCH02048	100H 128 PITCHS INCL LINK ENDLESS (V660)	1
<i>FOR V660 MACHINES ONLY</i>			
7	CCH02049	16B2 70 PITCHES INC CON LINK (ROTOR)	1
8	CCH02050	CHAIN 20B 64 PITCHS INCL LINK	1
9	CCH02051	CHAIN 12B 3/4" PITCH 102 INCL LINK + OFF LINK	1
10	CBE00233	V-BELT A64	1
<i>FRONT</i>			

No.	Part No	Description	Qty
-----	---------	-------------	-----

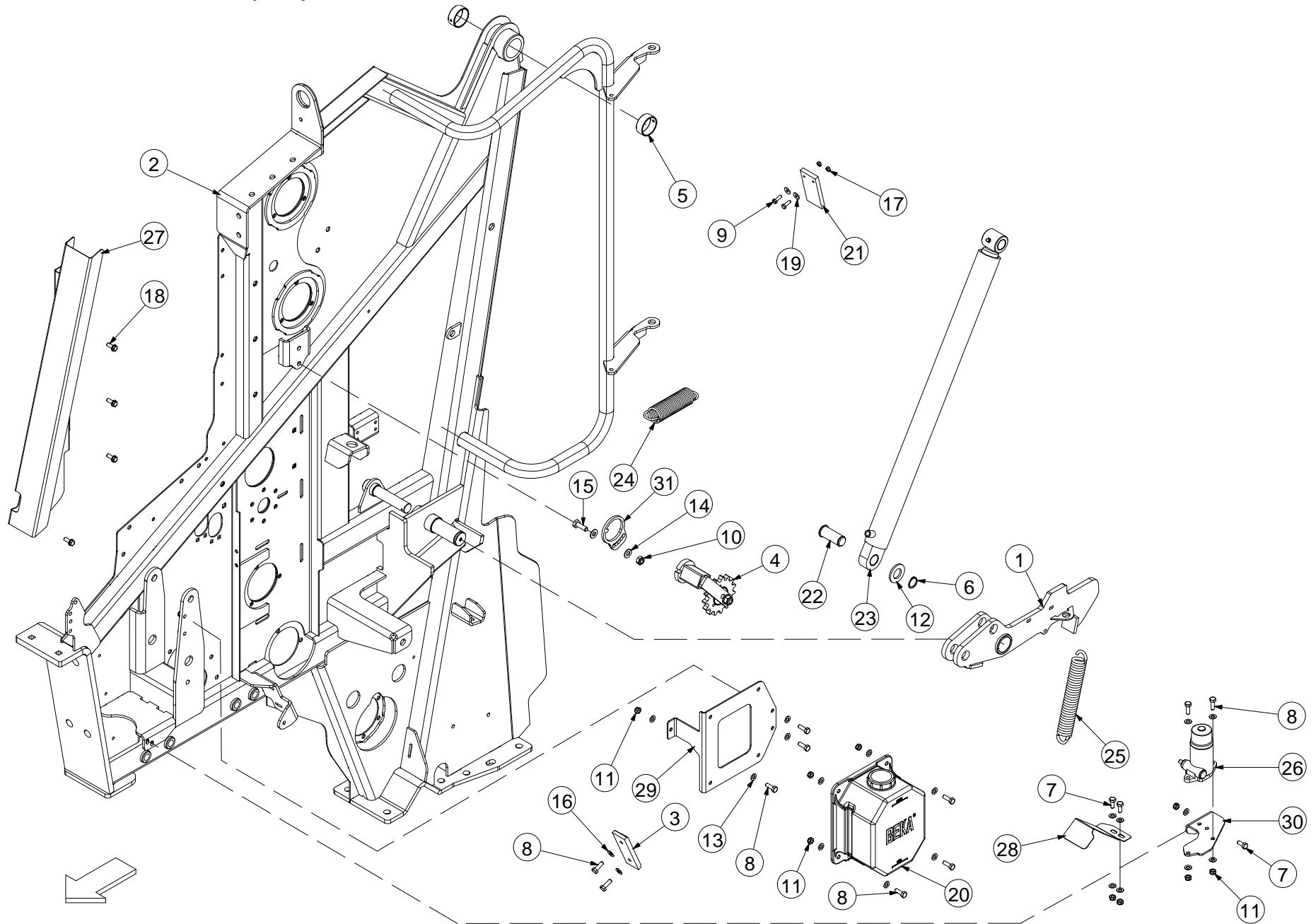
# Front chamber LHS 1 (850)



No.	Part No	Description	Qty
1	ACH00954	CHAIN TENSIONER WELD ASSY	1
2	ACH00955	CHAIN TENSIONER COMP ASSY	1
<i>INCLUDES ITEMS 1, 10, 33, 38, 39, 42 &amp; 50</i>			
3	ACH01034	FRONT LHS WELD ASSY L DUTY BELT BALER	1
4	ACH01037	CHAIN TENSIONER WELD ASSY	1
5	ACH01038	CHAIN TENSIONER COMP ASSY	1
<i>INCLUDES ITEMS 4, 9, 10, 17, 21, 30, 33, 39 &amp; 47</i>			
6	ACH01074	DOOR HOOK ASSY LEFT V6	1
7	ACH02529	SPRING TENSIONER ASSY V6	1
<i>INCLUDES ITEMS 18, 35, 37, 40 &amp; 45</i>			
9	CBR00039	BEARING GLACIER PM 2525 DX	2
10	CBR00294	BEARING 6307 2RS	2
11	CBR02000	BEARING VAR BALER	2
12	CFA00016	BOLT M10X35	1
14	CFA00035	BOLT M12X100 Z/P	1
15	CFA00043	BOLT M16X80	1
16	CFA00123	NUT M10 NYLOC	5
17	CFA00124	NUT M12 NYLOC	2
18	CFA00127	NUT M16	3
19	CFA00128	NUT M16 NYLOC	3
20	CFA00135	WASHER FLAT 1" Z/P	1
21	CFA00138	WASHER FLAT 12MM Z/P	2
22	CFA00140	WASHER FLAT 16MM Z/P	6
23	CFA00201	WASHER FLAT 10 MM Z/P	6
25	CFA00259	BOLT M16X150 Z/P	1
26	CFA00349	SETSCREW M16X55 Z/P	1
27	CFA00442	SETSCREW M10X25 CUP SQ	4
28	CFA00475	SPLIT PIN 5X40 Z/P	1
29	CFA00514	CIRCLIP 35MM EXTERNAL	1
30	CFA00592	BOLT M12X70 ZP	1
31	CFA00774	TURNBUCKLE EYE 12MM	1
33	CFA00882	CIRCLIP INTERNAL 20X1 DIN 472	2
35	CFA02270	EYE BOLT 16X320 TENSIONER	1
36	CMH00403	PIN 25X170 Z/P MILLED FOR CAP	1
37	CMH00464	BUSH 45X17X10 STEPPED 25	3
38	CMH00467	BUSH 45X12.5X52 STEPPED 35	1
39	CMH01252	SPROCKET 1 1/4" 13 TOOTH	2
40	CSG00025	SPRING COMPX8.5X44.8	1
41	CSG00206	SPRING EXT 7X36 OD X375	1
42	CXT00185	TUBE 42.4X3X16	1
43	CXT00419	C030X7X112	1
44	CXT00490	TUBE 33.7X68	1
45	CZC02057	3MM L CHAIN TENSIONER	1
46	CZC04607	3MM L ROLLER SEAL COVER V6	2
<i>USED ON SLATTED STARTER ROLLER</i>			
47	CZD02186	4MM L WASHER 50X13X4	1
48	CZE04247	WASHER 48X35.5X5 BELT BALER	2
49	CZF00292	6MM L CAP LONG FOR 25MM PINS	1
50	CZG02236	8MM L SPACER PART	2

No.	Part No	Description	Qty
-----	---------	-------------	-----

# Front chamber LHS 2 (851)

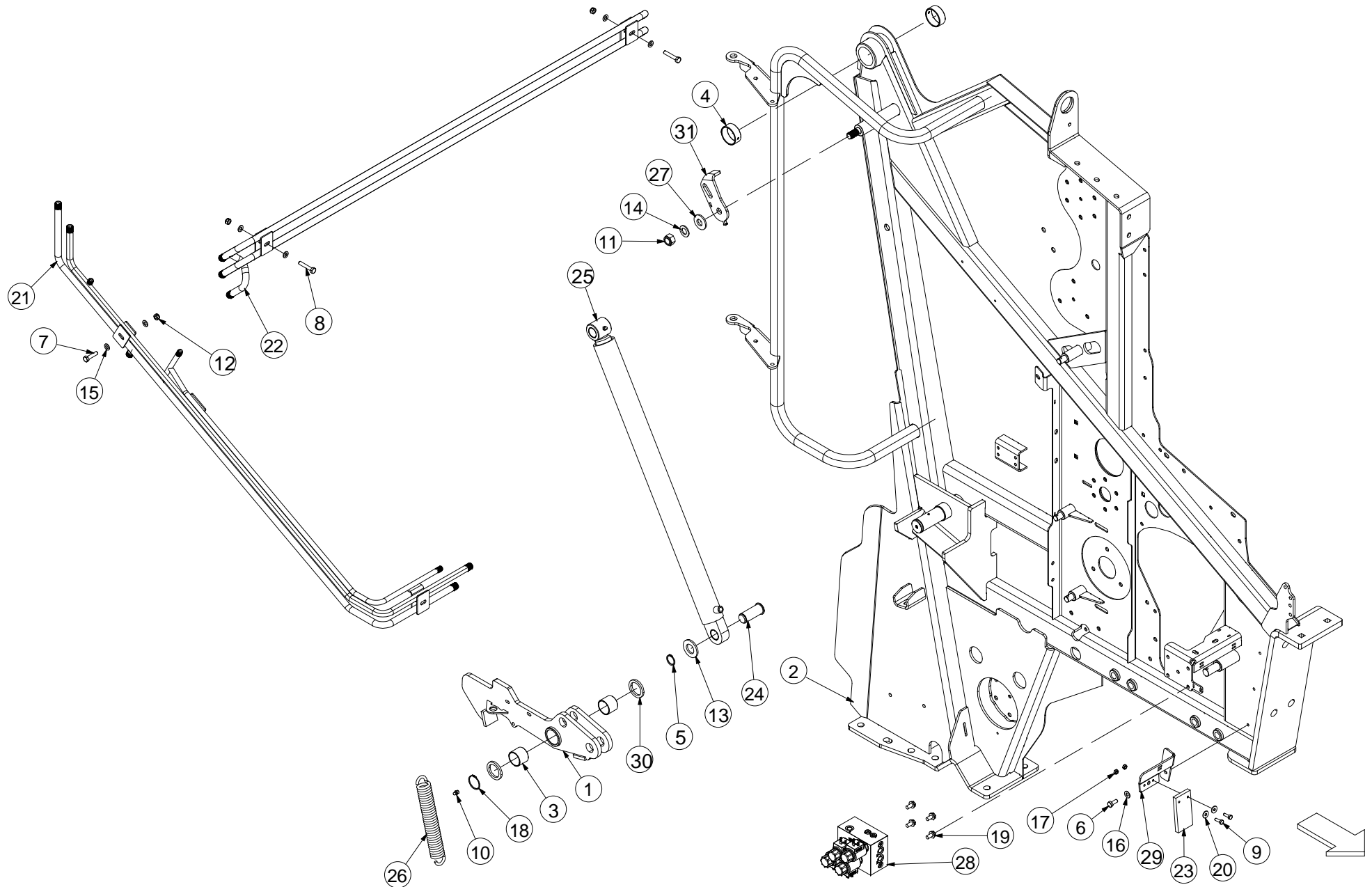




No.	Part No	Description	Qty
1	ACH01074	DOOR HOOK ASSY LEFT V6	1
2	ACH02504	FRONT WELD ASSY LHS V6 MKIII	1
3	ALA00311	WEAR STRIP ASSY BOTTOM DOOR	1
4	ALA00341	TENSIONER ASSY BELT BALER	1
5	CBR02003	BEARING GLACIER PM 4520 DX	2
6	CFA00001	CIRCLIP 25MM EXTERNAL Z/P	1
7	CFA00052	SETSCREW M8X20 Z/P	4
8	CFA00102	SETSCREW M8X25 Z/P	11
9	CFA00115	SETSCREW M6X20 Z/P	2
10	CFA00123	NUT M10 NYLOC	1
11	CFA00132	NUT M8 NYLOC Z/P	13
12	CFA00135	WASHER FLAT 1" Z/P	1
13	CFA00147	WASHER FLAT 8MM Z/P	26
14	CFA00201	WASHER FLAT 10 MM Z/P	2
15	CFA00230	SETSCREW M10X30 Z/P	1
16	CFA00249	WASHER SKM8	2
17	CFA00473	NUT M6 STD ZP	2
18	CFA00766	SETSCREW M8X20 FLANGED DIN6921 Z/P	4
19	CFA00855	6MM MUDGUARD WASHER	2
20	CHY00868	BEKA OIL TANK ASSY	1
21	CHY00941	BEKA OIL WICK FAZ03133-02 002	1
22	CMH02041	PIN VAR BALER	1
23	CRA00631	DOOR OPEN RAM V660	1
23a	CSE00160	SEAL KIT RAM CRA00631	1
24	CSG00229	SPRING EXT 4.88X40.8X176X24	1
25	CSG00257	SPRING DOOR LATCH 6.35X35X242 V6	1
26	CVA00659	BEKA OIL PUMP ( 8:1 RATIO )	1
	REPLACES CVA00564		
27	CZB00229	1.5MM L CHAIN GUARD BELT BALER	1
28	CZB04321	1.5MM OIL PUMP DRIVE COVER V660	1
29	CZC04506	3MM L OIL TANK BRACKET V6	1
30	CZD04427	4MM OIL PUMP BRACKET BELT BALER	1
31	CZF05093	6MM L LOCKING PLATE	1

No.	Part No	Description	Qty
-----	---------	-------------	-----

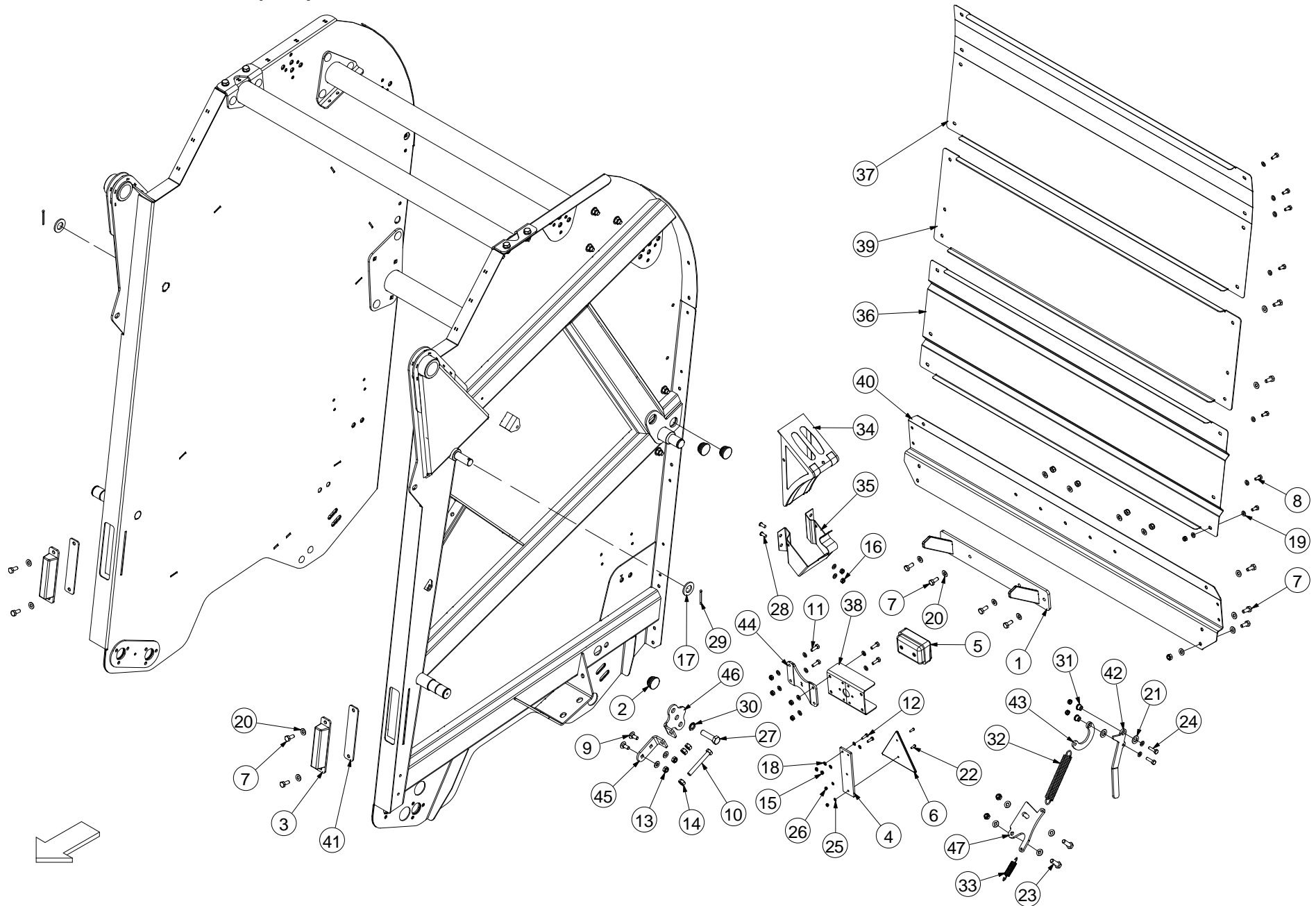
***Front chamber RHS (852)***



No.	Part No	Description	Qty
1	ACH01073	DOOR HOOK ASSY LEFT V660	1
2	ACH02503	FRONT WELD ASSY LHS V660 MKIII	1
3	CBR02000	BEARING VAR BALER	2
4	CBR02003	BEARING GLACIER PM 4520 DX	2
5	CFA00001	CIRCLIP 25MM EXTERNAL Z/P	1
6	CFA00052	SETSCREW M8X20 Z/P	1
7	CFA00055	BOLT M8X35 Z/P	1
8	CFA00106	BOLT M8X45 Z/P	2
9	CFA00115	SETSCREW M6X20 Z/P	2
10	CFA00118	GREASE NIPPLE M8X1.25 STRAIGHT	1
11	CFA00128	NUT M16 NYLOC	1
12	CFA00132	NUT M8 NYLOC Z/P	3
13	CFA00135	WASHER FLAT 1" Z/P	1
14	CFA00140	WASHER FLAT 16MM Z/P	1
15	CFA00147	WASHER FLAT 8MM Z/P	6
16	CFA00249	WASHER SKM8	1
17	CFA00473	NUT M6 STD ZP	2
18	CFA00514	CIRCLIP 35MM EXTERNAL	1
19	CFA00519	SETSCREW M8X16 FLD ZP	4
20	CFA00855	6MM MUDGUARD WASHER	2
21	CHY00276	STEEL PIPE ASSY COMPLETE V6 SERIES	1
22	CHY00283	ASSY STL PIPE BSP V6 SERIES COMPLETE	1
23	CHY00941	BEKA OIL WICK FAZ03133-02 002	1
24	CMH02041	PIN VAR BALER	1
25	CRA00631	DOOR OPEN RAM V660	1
26	CSG00257	SPRING DOOR LATCH 6.35X35X242 V6	1
27	CSG00275	SPRING BELVILLE HEAVY DUTY	1
28	CVA00614	VALVE FLOOR/PICK-UP NEM V640	1
<i>USED ON V640 MACHINES ONLY</i>			
28	CVA00361	VALVE CTRL FLOOR KNIVES V660 2011+	1
<i>USED ON V660 MACHINES ONLY</i>			
29	CZD04773	V6 DUPLEX CHAIN INNER OILER BRKT	1
30	CZE04247	WASHER 48X35.5X5 BELT BALER	2
31	CZF06530	6MM SENSOR ADJUSTER TENSION ARM	1

No.	Part No	Description	Qty
-----	---------	-------------	-----

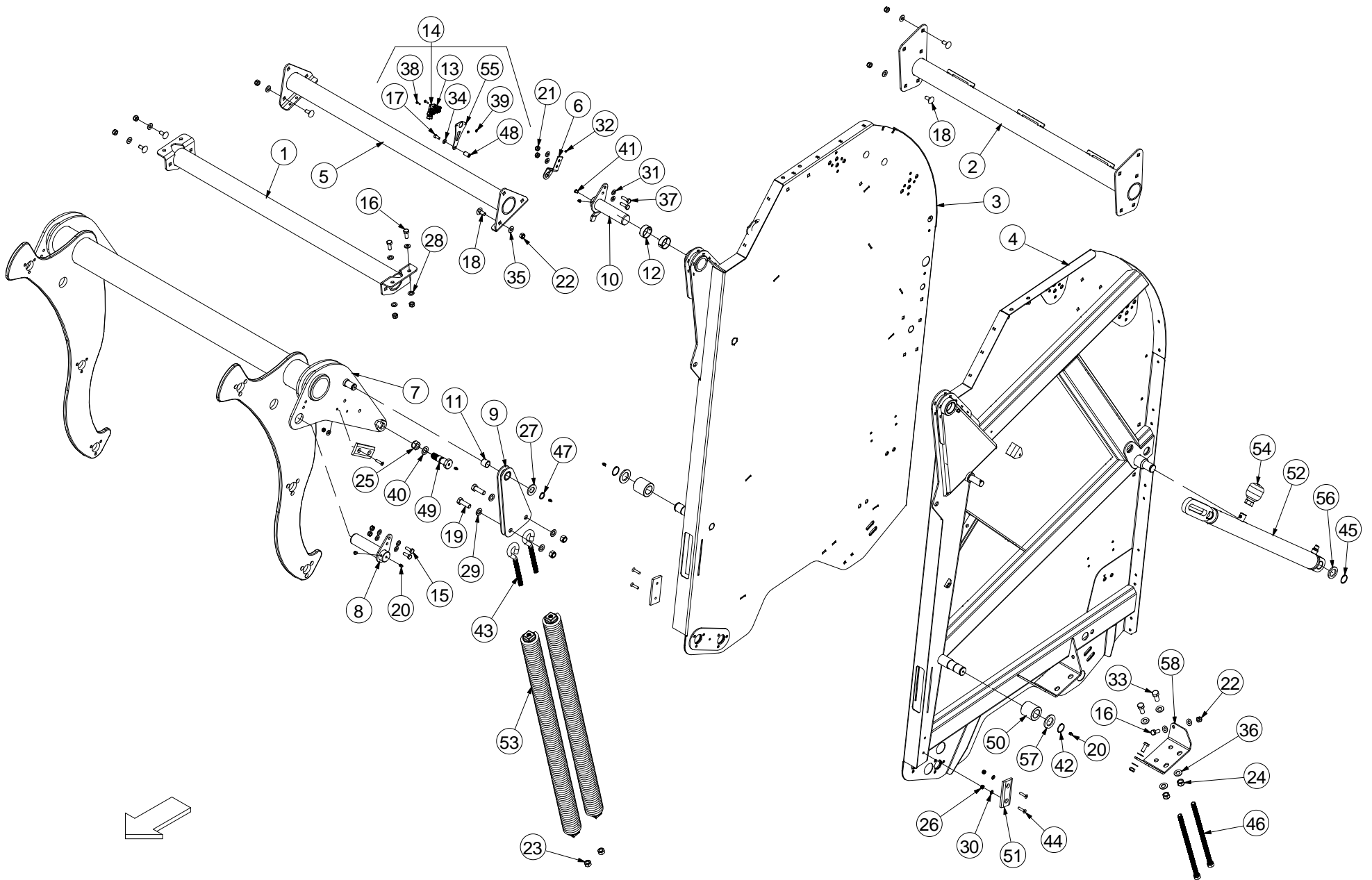
# Rear chamber door 1 (848)



No.	Part No	Description	Qty
1	ACH02533	BELT GUIDE WELD ASSY V6	1
2	CBC00005	CAP PLASTIC INSERT 42.4MM RND	6
3	CBE00197	BUFFER ASSY 43 SHORE V BALER	2
4	CBE00206	RUBBER STRIP 235X50X6 REFLECTOR HANGER	2
5	CEL00068	LIGHT 991 TRAILED CHASSIS	2
6	CEL00077	REFLECTOR REAR TRIANGULAR RED	2
7	CFA00024	SETSCREW M10X25 Z/P	20
8	CFA00052	SETSCREW M8X20 Z/P	15
9	CFA00068	BOLT M10X25 CUP SQ. Z/P	4
10	CFA00080	SETSCREW M12X100 Z/P	2
11	CFA00102	SETSCREW M8X25 Z/P	8
12	CFA00115	SETSCREW M6X20 Z/P	4
13	CFA00123	NUT M10 NYLOC	22
14	CFA00125	NUT M12 Z/P	6
15	CFA00131	NUT M6 NYLOC	4
16	CFA00132	NUT M8 NYLOC Z/P	32
17	CFA00135	WASHER FLAT 1" Z/P	2
18	CFA00144	WASHER FLAT 6MM Z/P	8
19	CFA00147	WASHER FLAT 8MM Z/P	54
20	CFA00201	WASHER FLAT 10 MM Z/P	44
21	CFA00222	WASHER FLAT 14MM Z/P	2
22	CFA00288	SETSCREW M5X16 PAN HEAD Z/P	4
23	CFA00297	BOLT M12X40 Z/P	2
24	CFA00316	BOLT M8X30 Z/P	2
25	CFA00320	WASHER FLAT 5MM	4
26	CFA00348	NUT M5 NYLOC SS	4
27	CFA02290	BOLT M16 X 60 Z/P DIN 931 GRADE 12.9	2
	WAS CFA00409		
28	CFA00429	SETSCREW M8X20 BUTTON HEAD Z/P	8
29	CFA00556	SPLIT PIN 6X50 Z/P	2
30	CFA00783	WASHER NL16 NORD-LOCK	2
31	CMH00742	BUSH 8X20X13 ZINC PLATED	2
32	CSG00208	SPRING EXT 3.5X28X188X43 Z/P	1
33	CSG00267	SPRING EXT 2X18.5X85X25	1
34	CTP00075	PARKING CHOCKS BALE	2
35	CTP00076	BRACKET FOR PARKING CHOCK	2
36	CZB04372	1.5MM BACK PANEL V6	1
37	CZB04389	1.5MM PANEL BACK DOOR V6	1
38	CZC04458	3MM L LIGHT BRACKET (F550)	2
39	CZC04557	3MM L BACK PANEL V6	1
40	CZC04558	3MM L LIGHT BRACKET V6	1
41	CZD04507	4MM L BUFFER PART SPACER V660	2
42	CZF05436	6MM L TENSION ARM LOCK PART	1
43	CZF05444	6MM L TENSION ARM LOCK PART	1
44	CZF05863	6MM L LIGHT BRCKT EXTENSION PIECE	2
45	CZF05958	8MM L ADJUSTER BRACKET V6	2
46	CZF06085	6MM L ADJUSTER BRACKET V6	2
47	CZG04334	6MM L TENSION ARM LOCK PART	1

No.	Part No	Description	Qty
-----	---------	-------------	-----

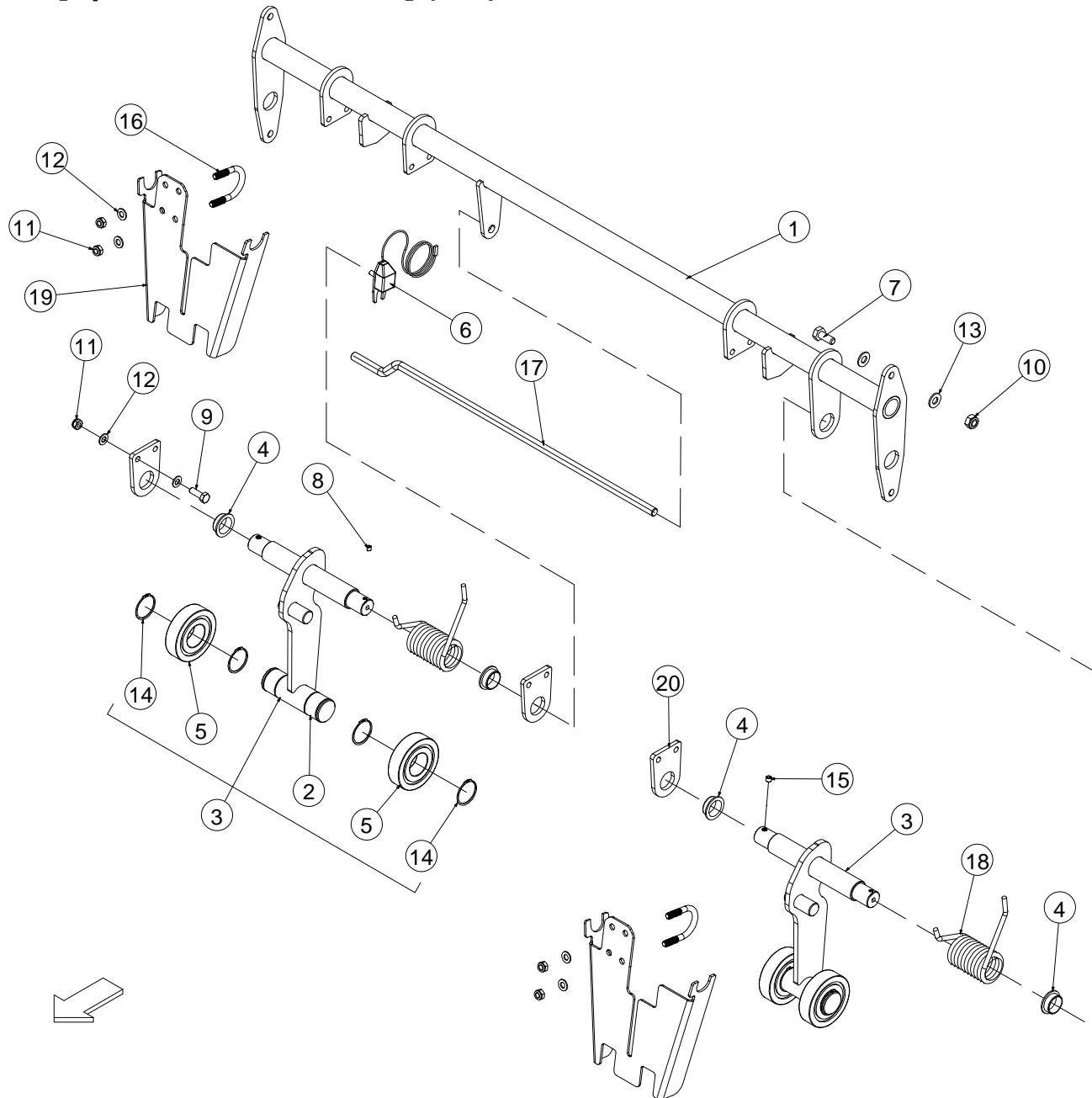
# Rear chamber door 2 (849)



No.	Part No	Description	Qty
1	ACH02524	6MM BRACE BRKT V6	1
2	ACH02532	BRACE WELD ASSY V6	1
3	ACH02548	BACK DOOR WELD ASSY RIGHT V6	1
4	ACH02557	REAR SIDE WALL LEFT V6	1
5	ACH02559	CROSS BEAM WELD ASSY V6	1
6	ACH02625	POTENTIOMETER BRACKET ASSY VARIO	1
<i>FROM SERIAL NO 801284 ONWARDS</i>			
6	ACH02587	POTENTIOMETER BRACKET ASSY MK3 V6	1
<i>SERIAL NO 800801 TO 800851, 801232 &amp; 801245</i>			
7	ALA00494	TENSION ARM WELD ASSY V6 MKIII	1
8	ALA00496	45MM PIN ASSY V6	1
9	ALA00535	SPRING LINK ASSY V6	2
10	ALA00618	45MM PIN ASSY V6	1
11	CBR00039	BEARING GLACIER PM 2525 DX	2
12	CBR02003	BEARING GLACIER PM 4520 DX	4
13	CEL00785	ANGLE SENSOR, 120 DEGREE, 0.5-4.5VOLT	1
14	CEL00884	TENSION ARM ANGLE SENSOR ASSY	1
<i>INCLUDES ITEMS 13, 17, 34, 38, 39, 48 &amp; 55</i>			
15	CFA00025	SETSCREW M10X30	2
16	CFA00032	SETSCREW M12X30 Z/P	8
17	CFA00052	SETSCREW M8X20 Z/P	1
18	CFA00078	SETSCREW M12X30 CUP SQ Z/P	20
19	CFA00116	BOLT M16X50 Z/P	4
20	CFA00118	GREASE NIPPLE M8X1.25 STRAIGHT	9
21	CFA00123	NUT M10 NYLOC	4
22	CFA00124	NUT M12 NYLOC	28
23	CFA00127	NUT M16	4
24	CFA00128	NUT M16 NYLOC	8
25	CFA00129	NUT M20 NYLOC	2
26	CFA00132	NUT M8 NYLOC Z/P	8
27	CFA00135	WASHER FLAT 1" Z/P	2
28	CFA00138	WASHER FLAT 12MM Z/P	8
29	CFA00140	WASHER FLAT 16MM Z/P	8
30	CFA00147	WASHER FLAT 8MM Z/P	4
31	CFA00201	WASHER FLAT 10 MM Z/P	12
32	CFA00208	GRUBSCREW M6X6 Z/P	1
33	CFA00229	SETSCREW M16X35 Z/P	4
34	CFA00249	WASHER SKM8	1
35	CFA00250	WASHER SKM12	28
36	CFA00252	WASHER SKM16	8
37	CFA00311	SETSCREW M10X35 Z/P	2
38	CFA00391	SETSCREW M4X16 Z/P	2
39	CFA00392	NUT M4 NYLOC	2
40	CFA00413	WASHER FLAT 20MM Z/P	2
41	CFA00447	SETSCREW M8X10 BUTTON HD Z/P	3
42	CFA00514	CIRCLIP 35MM EXTERNAL	2
43	CFA00561	EYE BOLT 16MM SPRING TENSIONER	4
44	CFA00581	SETSCREW M8X35 CSK ZP	8
45	CFA00638	CIRCLIP EXTERNAL 33MM Z/P	2

No.	Part No	Description	Qty
46	CFA00953	BOLT SPECIAL V6 MK3	4
47	CFA01007	CIRCLIP 25MM EXTERNAL DIN471	2
48	CMH00599	BUSH 8X15X25 THREADED	1
49	CMH01300	PIN 25X93 M20 THREAD	2
50	CMH02340	BUSH 35X60X60 DOOR LOCK V660	2
51	CPL00111	BACK DOOR WEAR PLATE (VAR BALER)	4
52	CRA00712	BELT TENSION RAM V6 MKIII	2
52a	CSE00627	SEAL KIT V6 TENSION RAM INCL PISTON	1
53	CSG00242	TENSION SPRING ASSY V6	4
54	CVA00151	ACCUMULATOR 0.075L 50 BAR	1
55	CZC02544	3MM ANGLE SENSOR PRT TENSION ARM	1
56	CZE04248	WASHER 50X32.5X5	2
57	CZE04336	WASHER 59X35.5X5 BELT BALER	2
58	CZF06327	6MM L SPRING BRKT MK3 V6	2

**Bale shape indicator [Up to serial no 801349] (657)**

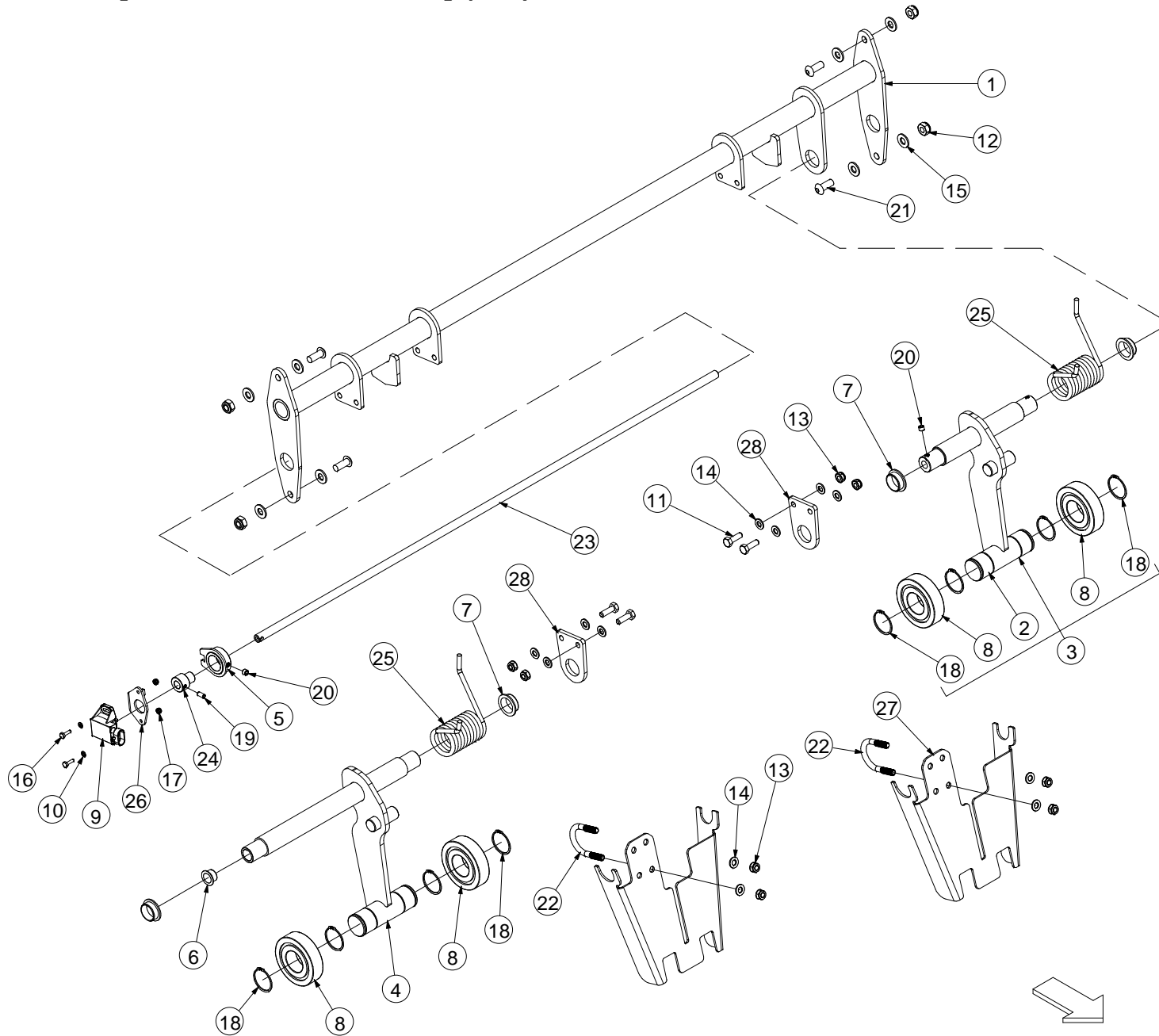




No.	Part No	Description	Qty
1	ACH01061	BALE INDICATOR CROSS BEAM ASSY	1
2	ACH02545	BFI ARM WELD ASSY V6	2
3	ACH02546	BFI AXLE V6	2
<i>INCLUDES ITEMS 2, 5 &amp; 14 (REPLACES ACH01063)</i>			
4	CBR00269	BEARING 25X28X11 STEPPED PLAS	4
5	CBR00294	BEARING 6307 2RS	4
6	CEL00694	POT ASSY BALE SHAPE INDICATORS	1
7	CFA00024	SETSCREW M10X25 Z/P	4
8	CFA00050	GRUBSCREW M6X6	1
9	CFA00102	SETSCREW M8X25 Z/P	6
10	CFA00123	NUT M10 NYLOC	4
11	CFA00132	NUT M8 NYLOC Z/P	10
12	CFA00147	WASHER FLAT 8MM Z/P	16
13	CFA00201	WASHER FLAT 10 MM Z/P	8
14	CFA00514	CIRCLIP 35MM EXTERNAL	8
15	CFA00613	GRUBSCREW M8X6	1
16	CFA00943	U-BOLT 33.7 TUBE	2
17	CMH01303	12MM POTENTIOMETER ARM V660	1
18	CSG00227	SPRING TOR 6.35 WDX43 O.D X 10.8	2
19	CZC04705	3MM L BELT DEFLECTOR V6	2
20	CZF05339	6MM L BALE SHAPE INDICATOR PART	3

No.	Part No	Description	Qty
-----	---------	-------------	-----

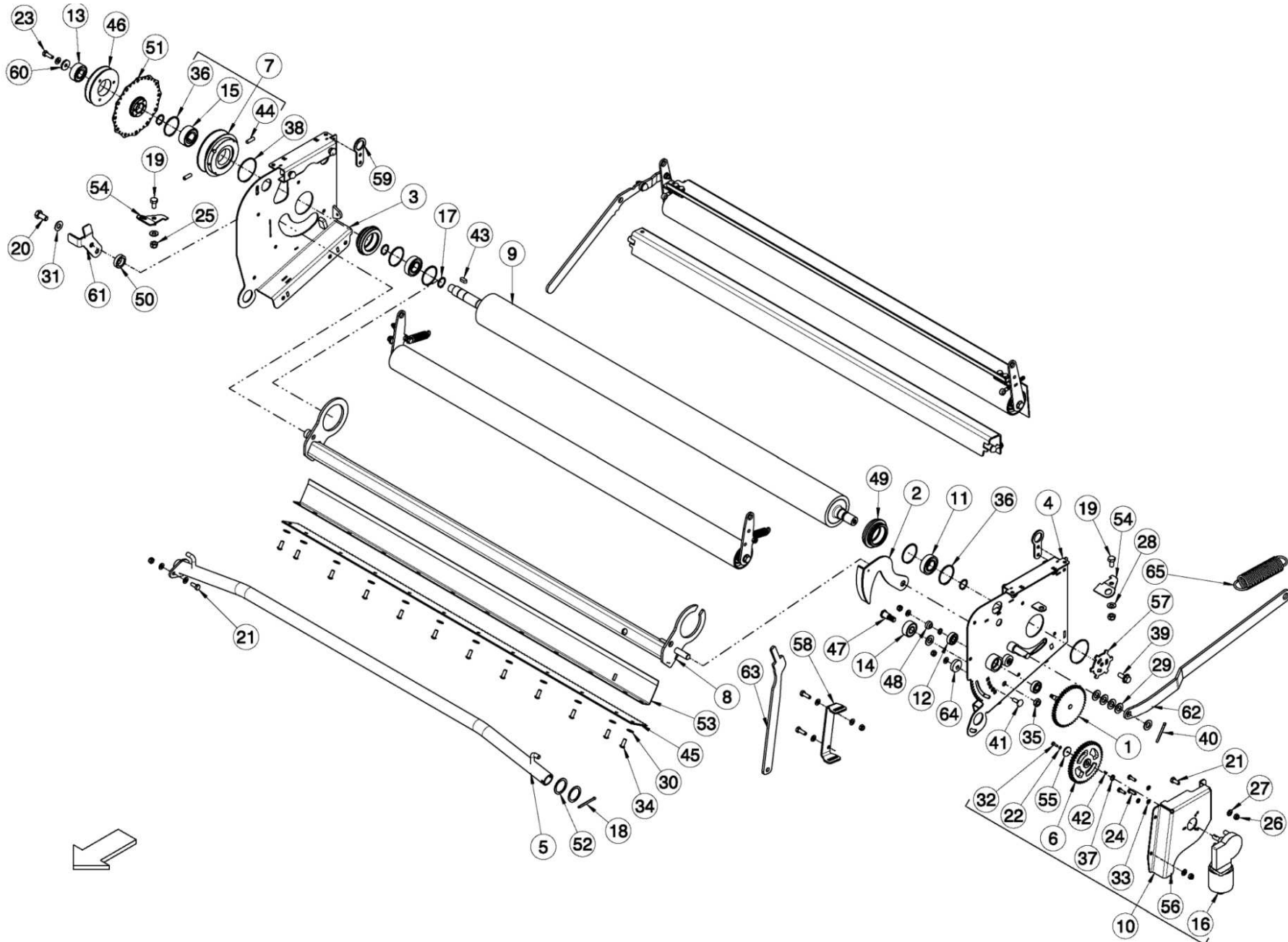
**Bale shape indicator [From serial no 801350] (865)**



No.	Part No	Description	Qty
1	ACH01061	BALE INDICATOR CROSS BEAM ASSY	1
2	ACH02545	BFI ARM WELD ASSY V6	1
3	ACH02546	BFI FOLLOWER ARM ASSY COMP V6	1
<i>INCLUDES ITEMS 2, 8 &amp; 18</i>			
4	ACH02626	BFI ARM WELD ASSY V6	1
5	ACH02628	POT REFERENCE BRACKET BFI	1
6	CBR00118	BEARING STEPPED PLAS 16X18X12	1
7	CBR00269	BEARING 25X28X11 STEPPED PLAS	4
8	CBR00294	BEARING 6307 2RS	4
9	CEL00785	ANGLE SENSOR, 120 DEGREE, 0.5-4.5VOLT	1
10	CFA00083	WASHER FLAT 4MM Z/P	2
11	CFA00102	SETSCREW M8X25 Z/P	4
12	CFA00123	NUT M10 NYLOC	4
13	CFA00132	NUT M8 NYLOC Z/P	8
14	CFA00147	WASHER FLAT 8MM Z/P	12
15	CFA00201	WASHER FLAT 10 MM Z/P	8
16	CFA00391	SETSCREW M4X16 Z/P	2
17	CFA00392	NUT M4 NYLOC	2
18	CFA00514	CIRCLIP 35MM EXTERNAL	8
19	CFA00563	GRUBSCREW M6X12 DIN916 Z/P	1
20	CFA00613	GRUBSCREW M8X6	2
21	CFA00745	SETSCREW M10X25 BUTTON HEAD Z/P	4
22	CFA00943	U-BOLT 33.7 TUBE	2
23	CMH01525	PIN 12X965	1
24	CMH01526	BUSH 12X24X30	1
25	CSG00227	SPRING TOR 6.35 WDX43 O.D X 10.8	2
26	CZC02547	3MM ANGLE SENSOR PRT BALE SHAPE	1
27	CZC02552	3MM L BELT DEFLECTOR V6	2
28	CZF05339	6MM L BALE SHAPE INDICATOR PART	2

No.	Part No	Description	Qty
-----	---------	-------------	-----

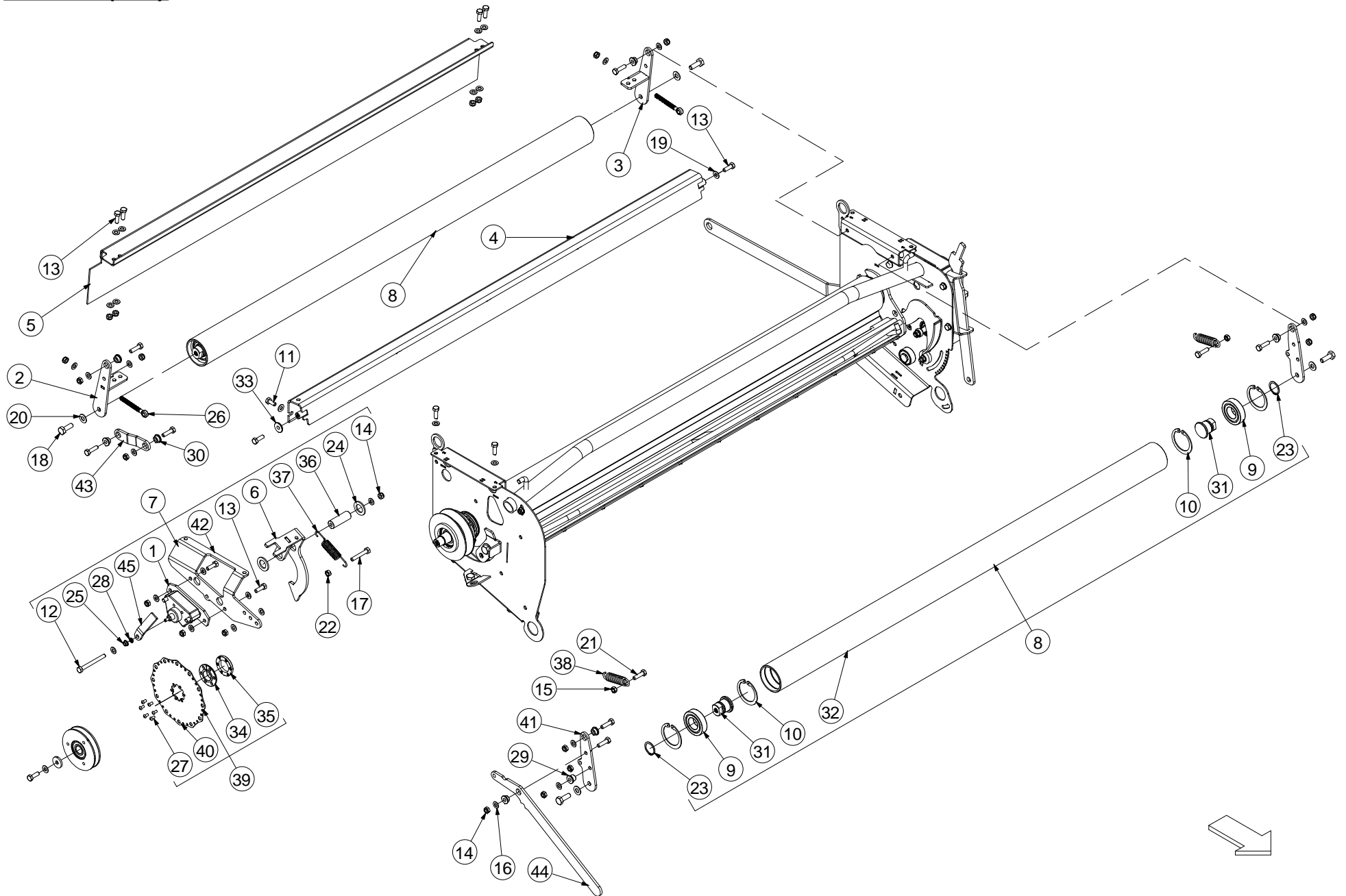
**Netter 1 (855)**



No.	Part No	Description	Qty
1	ACH00279	PLATEWHEEL ASSY. NET UNIT	1
2	ACH00369	NET RELEASE UNIT ASSY.	1
3	ADP00259	NET STRETCH UNIT WELD RIGHT	1
4	ADP00260	NET STRETCH UNIT WELD LEFT	1
5	ADP00261	SPREADER BAR ASSY NET UNIT	1
6	ALA00290	SPROCKET ASSY F560 NET MOTOR	1
7	ANT00002	PULLEY VARIABLE ASSEMBLY	1
<i>INCLUDES ITEMS 15, 36 &amp; 44</i>			
8	ANT00070	NET KNIFE WELD ASSEM V6 / VARIO	1
9	ARC00267	1300MM DRIVE ROLLER NET UNIT	1
10	ARC00273	NET KNIFE TRIP MOTOR ASSY	1
<i>INCLUDES ITEMS 6, 16, 22, 24, 32, 33, 37, 42, 55 &amp; 56</i>			
11	CBR00009	BEARING 6205 2RS	2
12	CBR00067	BEARING 6201	2
13	CBR00084	BEARING SEALED SPRAG CLUTCH	1
14	CBR00081	BEARING CAM INA LR 5202 NPPU	1
<i>REPLACES CBR00273</i>			
15	CBR00297	25MM SPRAG TYPE OVERRUNNING CLUTCH	1
16	CEL00648	MOTOR NET UNIT F560	1
17	CFA00001	CIRCLIP 25MM EXTERNAL Z/P	4
18	CFA00013	SPLIT PIN 5X50 Z/P	1
19	CFA00018	SETSCREW M10X20	2
20	CFA00031	SETSCREW M12X25 Z/P	1
21	CFA00052	SETSCREW M8X20 Z/P	4
22	CFA00083	WASHER FLAT 4MM Z/P	1
23	CFA00102	SETSCREW M8X25 Z/P	9
24	CFA00115	SETSCREW M6X20 Z/P	3
25	CFA00123	NUT M10 NYLOC	2
26	CFA00132	NUT M8 NYLOC Z/P	20
27	CFA00147	WASHER FLAT 8MM Z/P	30
28	CFA00201	WASHER FLAT 10 MM Z/P	2
29	CFA00222	WASHER FLAT 14MM Z/P	6
30	CFA00249	WASHER SKM8	17
31	CFA00250	WASHER SKM12	1
32	CFA00391	SETSCREW M4X16 Z/P	1
33	CFA00396	WASHER SPRING M6 Z/P	3
34	CFA00429	SETSCREW M8X20 BUTTON HEAD Z/P	12
35	CFA00446	NUT M12 HEXAGON LOCK/HALF NUT	1
36	CFA00461	CIRCLIP 52MM INTERNAL	5
37	CFA00499	CIRCLIP 10MM EXTERNAL	2
38	CFA00501	CIRCLIP 65MM EXTERNAL	2
39	CFA00520	SETSCREW M10X25 FLD ZP	1
40	CFA00556	SPLIT PIN 6X50 Z/P	1
41	CFA00591	BOLT M8X25 CUP SQ Z/P	1
42	CFA00789	KEY WOODRUFF 3 X 3.7	1
43	CFA00883	KEY 8X7X20	1
44	CFA00918	GRUBSCREW M8X25 Z/P	2
45	CKN00024	NET KNIFE 1300mm (NEW TYPE)	1
46	CMH00596	V BELT PULLEY WHEEL	1

No.	Part No	Description	Qty
47	CMH00672	BOLT SHOULDER 3/4" H	1
48	CMH00705	BUSH 10X25X10 NYLON	1
49	CMH00786	BUSH 52X80X25 STEPPED&CIRCLIP	2
50	CMH01555	BUSH 23X35X10 Z/P NET KNIFE V6	1
51	CTP00390	25MM TAPER LOCK BRAKE DISC	1
52	CZB01001	1.5MM L SHIM 35X45X1.5	2
53	CZB02403	1.5MM L KNIFE GUARD NET UNIT	1
54	CZC02557	3MM SENSOR BRACKET VARIO	2
55	CZC03292	3MM L SPROCKET RETAINER WASHER Z/P	1
56	CZC03455	3MM L MOTOR BRACKET PART	1
57	CZD02669	4MM L SENSOR WHEEL NET UNIT	1
58	CZD02676	4MM L RESET LEVER BRACKET	1
59	CZD02677	4MM L NET COVER HINGE PART	2
60	CZD02678	4MM L WASHER PART NET UNIT	1
61	CZD04796	4MM L SENSOR BRACKET KNIFE	1
62	CZF05718	6MM L KNIFE RESET ARM	1
63	CZF05721	6MM L KNIFE RESET HANDLE PART	1
64	CZG02073	8MM L NET UNIT PART	1
65	CSG00229	SPRING EXT 4.88X40.8X176X24	1

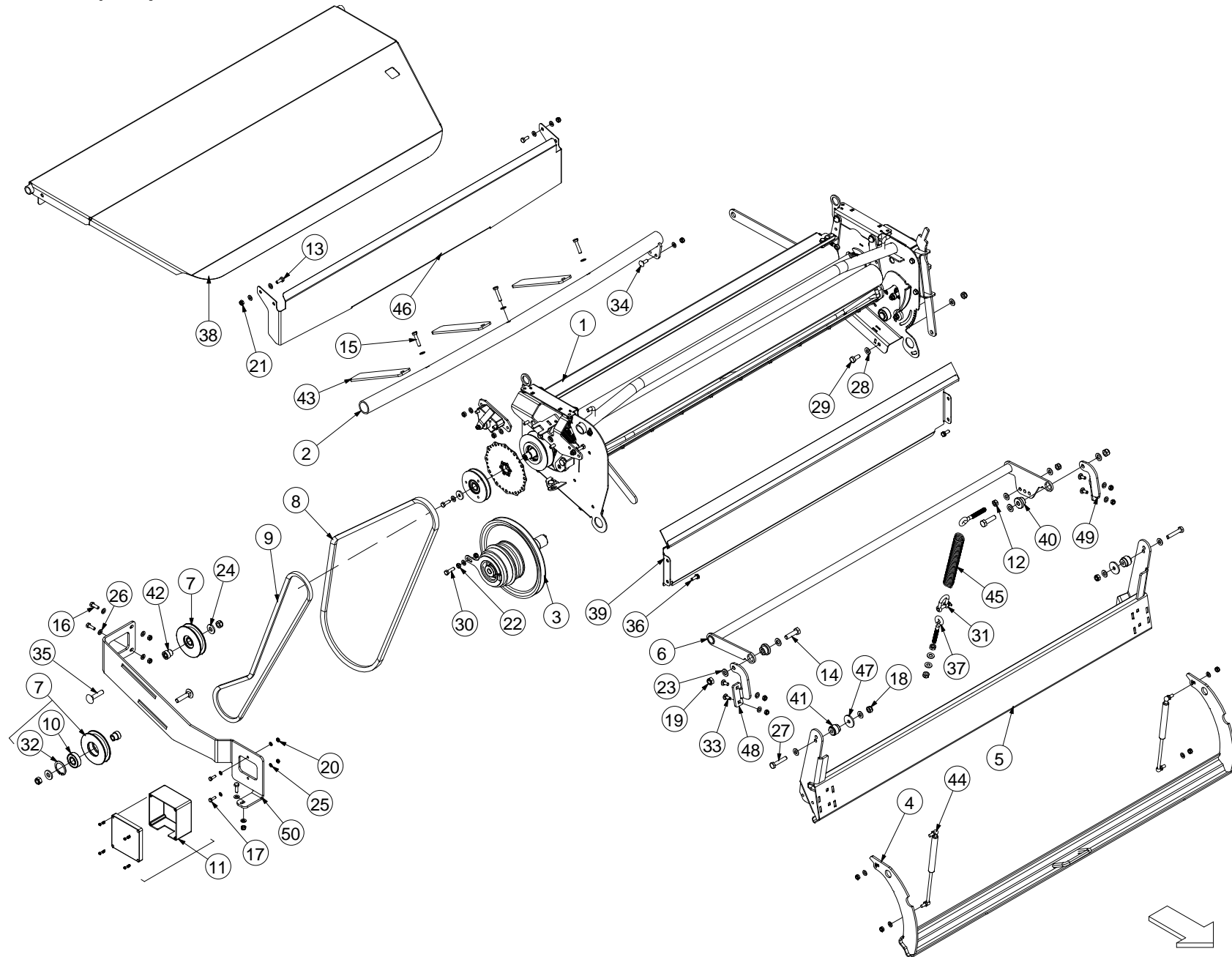
**Netter 2 (856)**



No.	Part No	Description	Qty
1	ABS00158	BRAKE CALIPER COMPLETE	1
2	ACH01132	ROLLER HINGE ASSY RIGHT	1
3	ACH01133	ROLLER HINGE ASSY LEFT	1
4	ACH01157	KNIFE GUARD STRETCH NETTER	1
5	ACH01163	NETTER ROLLER COVER ASSY	1
6	ALA00619	BRAKE ARM WELD ASSY V6	1
7	ANT00046	NET BRAKE/CONTROL F5	1
<i>INCLUDES ITEMS 1, 6, 12, 13, 14, 17, 22, 24, 25, 28, 36, 37, 39, 42 &amp; 45</i>			
8	ARC00270	ROLLER NET UNIT BACK	2
<i>INCLUDES ITEMS 9, 10, 23, 31 &amp; 32</i>			
9	CBR00024	BEARING 62062RS	4
10	CFA00002	CIRCLIP 62MM INTERNAL	8
11	CFA00052	SETSCREW M8X20 Z/P	4
12	CFA00057	SETSCREW M8X80 Z/P	1
13	CFA00102	SETSCREW M8X25 Z/P	13
14	CFA00132	NUT M8 NYLOC Z/P	28
15	CFA00133	NUT M8 Z/P	2
16	CFA00147	WASHER FLAT 8MM Z/P	40
17	CFA00210	SETSCREW M8X50 Z/P	1
18	CFA00230	SETSCREW M10X30 Z/P	4
19	CFA00249	WASHER SKM8	5
20	CFA00251	WASHER SKM10	4
21	CFA00316	BOLT M8X30 Z/P	10
22	CFA00338	NUT M8	1
23	CFA00402	CIRCLIP 30MM EXTERNAL	4
24	CFA00413	WASHER FLAT 20MM Z/P	2
25	CFA00467	NUT M10 FLANGED HEAD Z/P	1
26	CFA00887	EYE BOLT M8X80	2
27	CFA00983	SETSCREW M5X10 BUTTON HEAD Z/P	6
28	CFA02231	GENERIC WASHER SERRATED	1
29	CMH00742	BUSH 8X20X13 ZINC PLATED	1
30	CMH00871	BUSH 8X20X7 ZP	7
31	CMH01253	SHAFT STUB FOR ARC00205	4
32	CMH01409	ROLLER NET UNIT 70X61X1285	2
33	CMH01461	BUSH 8X25X5 ZP	1
34	CMH01512	25MM TAPPER LOCK BRAKE DISC	1
35	CMH01513	25MM TAPPER LOCK BRAKE DISC	1
36	CMH02568	57X20MM SPACER BUSH	1
37	CSG00034	SPRING EXT 2.34X18.5X110X22	1
38	CSG00231	SPRING EXT 3.66X20X80X15 B/C	2
39	CTP00390	25MM TAPER LOCK BRAKE DISC	1
<i>INCLUDES ITEMS 27, 34, 35 &amp; 40</i>			
40	CZC04724	1.8MM NETTER BRAKE DISC	1
41	CZE00222	ROLLER ASSY NET STRETCH	2
42	CZE04323	5MM L BRAKE CALIPER BRKT	1
43	CZF05719	6MM L LINK ARM NET STRETCH	1
44	CZF05720	6MM L LEVER ARM NET UNIT	1
45	CZF06522	6MM L BRAKE LEVER ARM	1

No.	Part No	Description	Qty
-----	---------	-------------	-----

# Net tensioner (857)

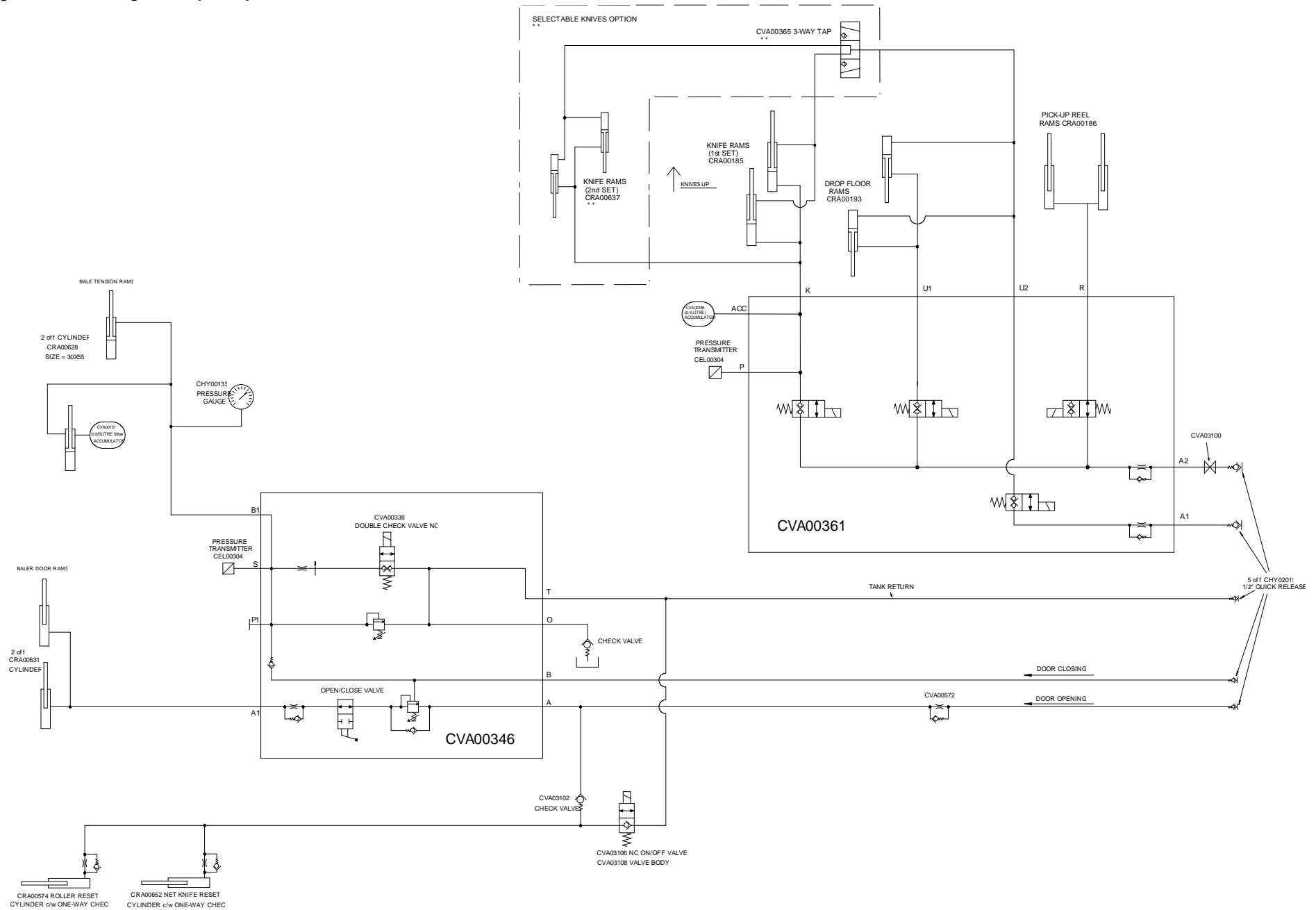




No.	Part No	Description	Qty
1	ADP00293	NET UNIT COMP POWER STRETCH	1
2	ALA00451	CURVED SPREADER BAR WELD ASSY	1
3	ALA00479	NETTER CLUTCH SHAFT ASSY V660	1
4	ALA00504	FOLDED BRAKE BAR ASSY F5 / V6	1
5	ALA00526	NET BOX BACK PLATE ASSY V6	1
6	ALA00622	NET BAR WELD ASSY V6	1
7	ANT00004	PULLEY WHEEL BELT TENSIONER ASSY	2
INCLUDES ITEMS 10 & 32			
8	CBE00232	BELT SPB 1900	1
9	CBE00233	V-BELT A64	1
10	CBR00020	BEARING 6204 2RS	2
11	CEL00883	JUNCTION BOX ABS PLASTIC GREY (120X120X80)	1
12	CFA00008	NUT M10	2
13	CFA00052	SETSCREW M8X20 Z/P	4
14	CFA00079	BOLT M12X45	2
15	CFA00100	BOLT M8X40 Z/P	3
16	CFA00102	SETSCREW M8X25 Z/P	3
17	CFA00115	SETSCREW M6X20 Z/P	2
18	CFA00123	NUT M10 NYLOC	10
19	CFA00124	NUT M12 NYLOC	4
20	CFA00131	NUT M6 NYLOC	2
21	CFA00132	NUT M8 NYLOC Z/P	18
22	CFA00133	NUT M8 Z/P	1
23	CFA00138	WASHER FLAT 12MM Z/P	4
24	CFA00139	WASHER FLAT 12MM H/D Z/P	2
25	CFA00144	WASHER FLAT 6MM Z/P	4
26	CFA00147	WASHER FLAT 8MM Z/P	28
27	CFA00156	BOLT M10X55	2
28	CFA00201	WASHER FLAT 10 MM Z/P	20
29	CFA00266	SETSCREW M10X25 Z/P	6
30	CFA00316	BOLT M8X30 Z/P	1
31	CFA00457	D SHACKLE 0.375" GAL	1
32	CFA00458	CIRCLIP 47MM INTERNAL	2
33	CFA00506	SETSCREW M8X20 CUPHEAD SQ ZP	4
34	CFA00591	BOLT M8X25 CUP SQ Z/P	2
35	CFA00670	BOLT M12X55 CUP SQ Z/P	2
36	CFA00766	SETSCREW M8X20 FLANGED DIN6921 Z/P	2
37	CFA00773	BOLT EYE M10X95	2
38	CGD00245	NETTER COVER FLAP ASSY	1
39	CGD00285	WIND GUARD V6 POWER STRETCH NETTER	1
40	CMH00771	BUSH 12X35 STEPPED	2
41	CMH01212	BUSH 10.5X30X36 STEPPED 25	2
42	CMH01362	BUSH 10X25 STEPPED 20	2
43	CPL00115	NET GUIDE STRIP BELT BALER	3
44	CRA00676	GAS STRUT 8/18 95 - 285 - 400N	2
45	CSG00207	SPRING FUSION 2 SIDETIP	1
46	CZB00235	1.5MM L BACK PLATE SPREADER BAR	1
47	CZD00118	4MM L CUT& TIE SPACER	2
48	CZF06533	6MM L HINGE PLATE V6	1

No.	Part No	Description	Qty
49	CZF06535	6MM L HINGE PLATE V6	1
50	CZF06586	6MM TENSIONER BRKT/BOX MOUNT	1

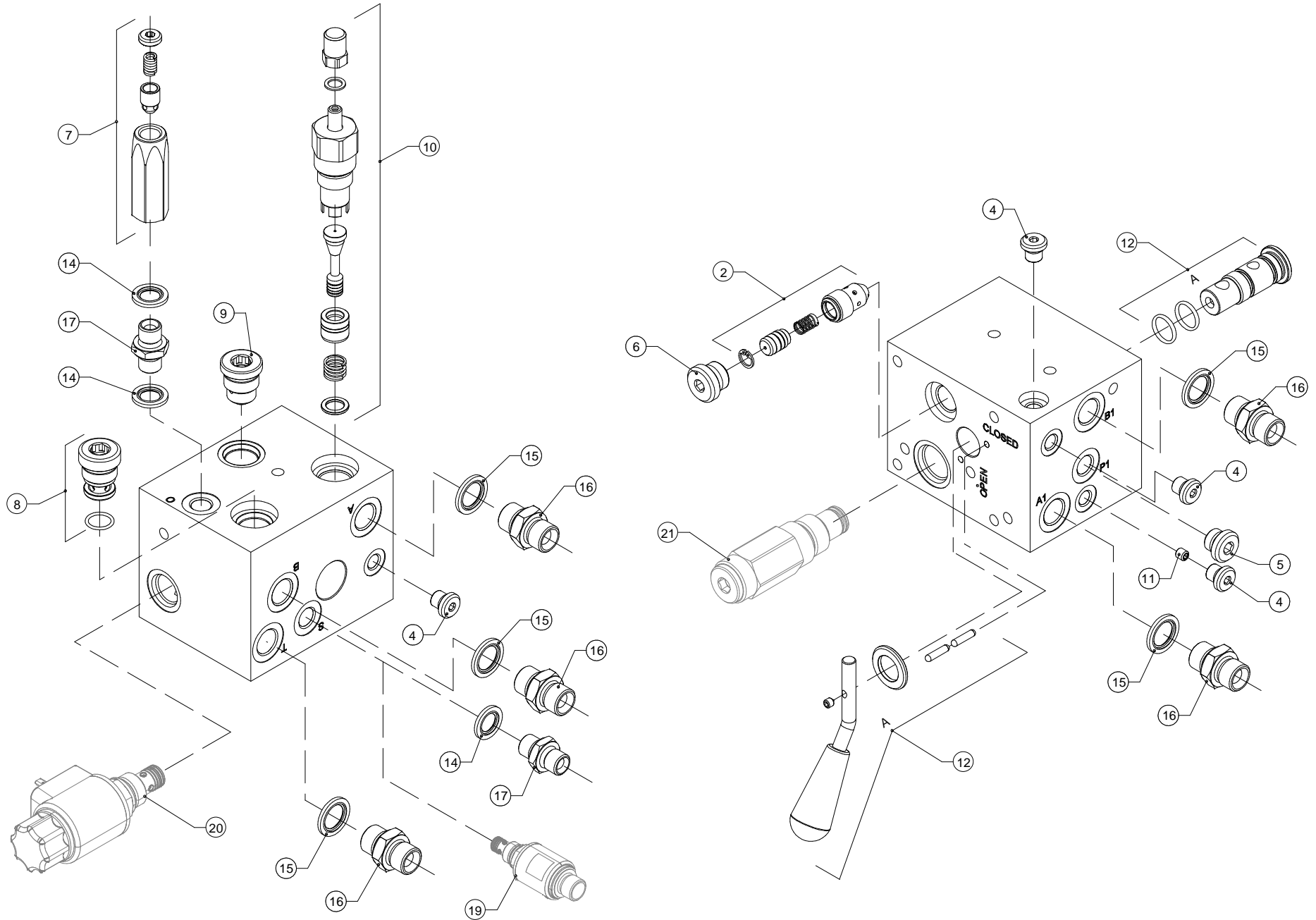
# Hydraulic layout (652)



No.	Part No	Description	Qty
1	CEL00304	PRESSURE TRANSMITTER 0-250BAR M12	2
2	CHY00133	GAUGE PRESSURE 63 DIA FLANGE	1
3	CHY02015	QR 1/2" MALE SHIELDED POPPET	5
4	CRA00185	RAM KNIFE ACTUATION BW	2
5	CRA00186	RAM PICKUP BALER	2
6	CRA00193	RAM CHOPPER FLOOR 20X40 BW	2
7	CRA00574	RESET RAM V6	1
<i>ROLLER RESET RAM (SHORT PISTON ROD)</i>			
8	CRA00628	BELT TENSION RAM V6 MK2	2
<i>UP TO SERIAL NO 801283</i>			
8	CRA00712	BELT TENSION RAM V6 MKIII	2
<i>FROM SERIAL NO 801284</i>			
8a	CSE00627	SEAL KIT V6 TENSION RAM INCL PISTON	1
<i>SEAL KIT CSE00155 CAN BE ALSO USED FOR CRA00628 ONLY</i>			
9	CRA00631	DOOR OPEN RAM V6	2
9a	CSE00160	SEAL KIT FOR RAM CRA00631	1
10	CRA00637	RAM 45X20 SELECT KNIFE	2
<i>USED ON SELECTABLE KNIFE MODELS ONLY</i>			
11	CRA00652	RESET RAM V6	1
<i>KNIFE RESET RAM (LONG PISTON ROD)</i>			
12	CVA00151	ACCUMULATOR 0.075 L 50 BAR	1
13	CVA00165	ACCUMULATOR 0.5 LITRE 25 BAR	1
14	CVA00338	VALVE CTE DOUBLE CHECK NC	1
15	CVA00344	VALVE CTE SAE10 RELIEF 220BAR	1
16	CVA00346	DOOR TENSION VALVE V6	1
17	CVA00361	VALVE CTRL FLOOR KNIVES 2011+	1
18	CVA00365	TAP BK3 G1/4 06 1123 1 TA-180	1
19	CVA00572	VALVE CHECK 1/2" 3MM ORIFICE	1
20	CVA03100	VALVE ON/OFF 3/8" BALL TYPE	1
21	CVA03102	VALVE NON RET 1/4" 0.5 BAR	1
22	CVA03106	40L/MIN CTE ON/OFF VALVE NC	1
23	CVA03108	VALVE BODY 2 PORT SIZE 08 ALU	1

No.	Part No	Description	Qty
-----	---------	-------------	-----

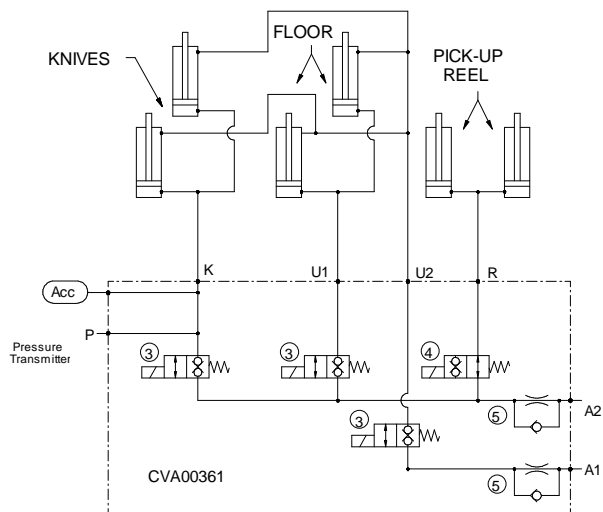
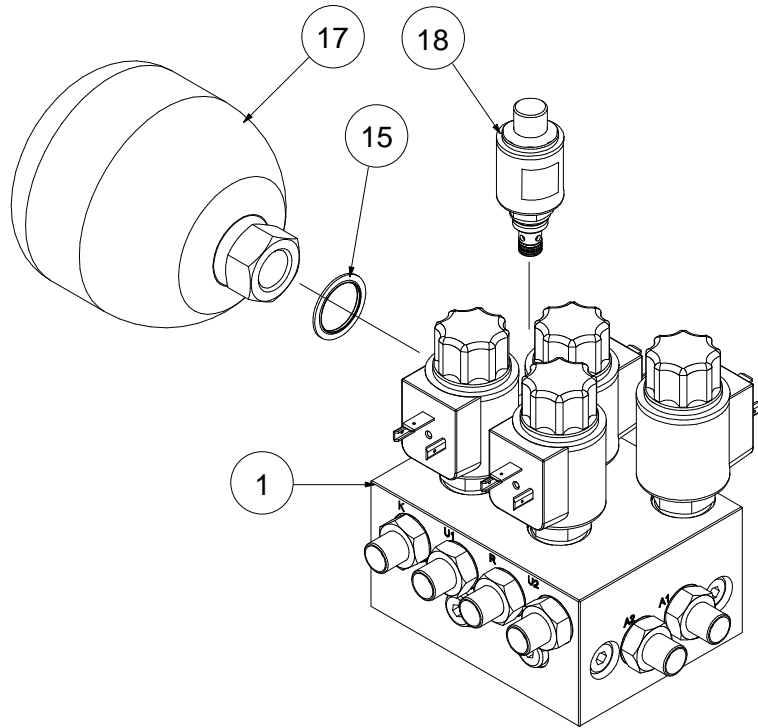
# Hydraulic valve door tension (844)



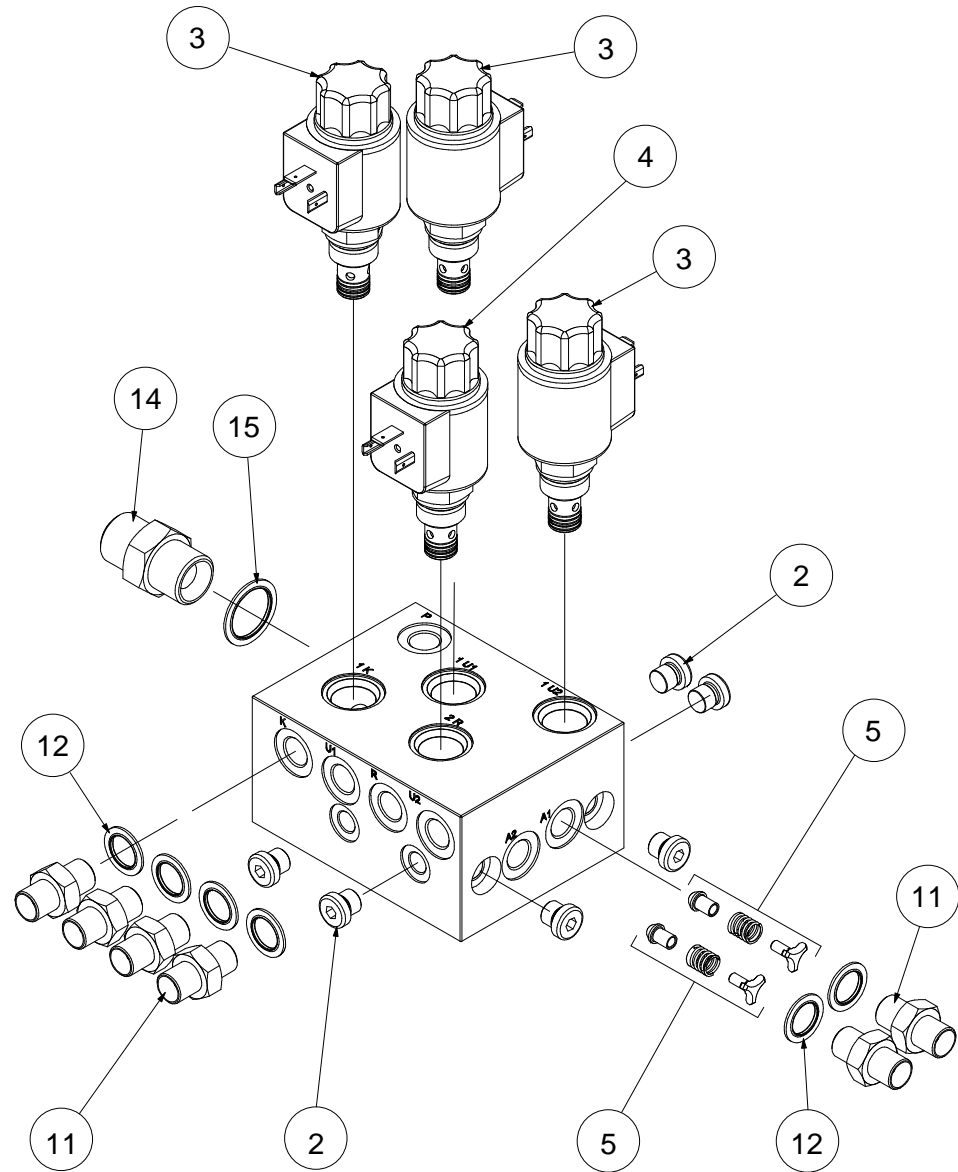
No.	Part No	Description	Qty
0	CVA00346	DOOR TENSION VALVE V6 MK2	1
<i>INCLUDES ITEMS 2 THROUGH 17</i>			
2	CVA00376	COMP FLOW CONTROL 3/8 5LIT	1
4	CVA00553	BLANKING CAP 1/8"	4
5	CVA00176	PLUG BSP 1/4 ALLEN HD +SEAL	1
6	CVA00561	BLANKING CAP 3/8" (OLEOSTAR)	1
7	CVA00619	VALVE CHECK 1/4" 30 BAR	1
8	CVA00620	VALVE CHECK VRR12	1
9	CVA00621	VALVE CHECK VR12	1
10	CVA00622	VALVE ASSY OVER CENTRE	1
11	CVA00623	PLUG ORIFICE M6X6X2.5	1
12	CVA00624	VALVE LEVER SHUT OFF FOR CVA00346	1
14	CHY00015	WASHER DOWTY 1/4"	3
15	CHY00020	WASHER DOWTY 3/8"	5
16	CHY02002	ADAPTOR 3/8" BSP M/M	5
17	CHY02010	ADAPTOR 1/4" BSP M/M	2
19	CEL00304	PRESSURE TRANSMITTER 0-250BAR M12	1
<i>NOT PART OF VALVE ASM - MUST BE ORDERED SEPARATELY</i>			
20	CVA00338	VALVE CTE DOUBLE CHECK NC	1
<i>NOT PART OF VALVE ASM - MUST BE ORDERED SEPARATELY</i>			
21	CVA00344	VALVE CTE SAE10 RELIEF 220BAR	1
<i>NOT PART OF VALVE ASM - MUST BE ORDERED SEPARATELY</i>			

No.	Part No	Description	Qty
-----	---------	-------------	-----

# Hydraulic valve knives & floor V6 [from Serial No 800276+] (801)



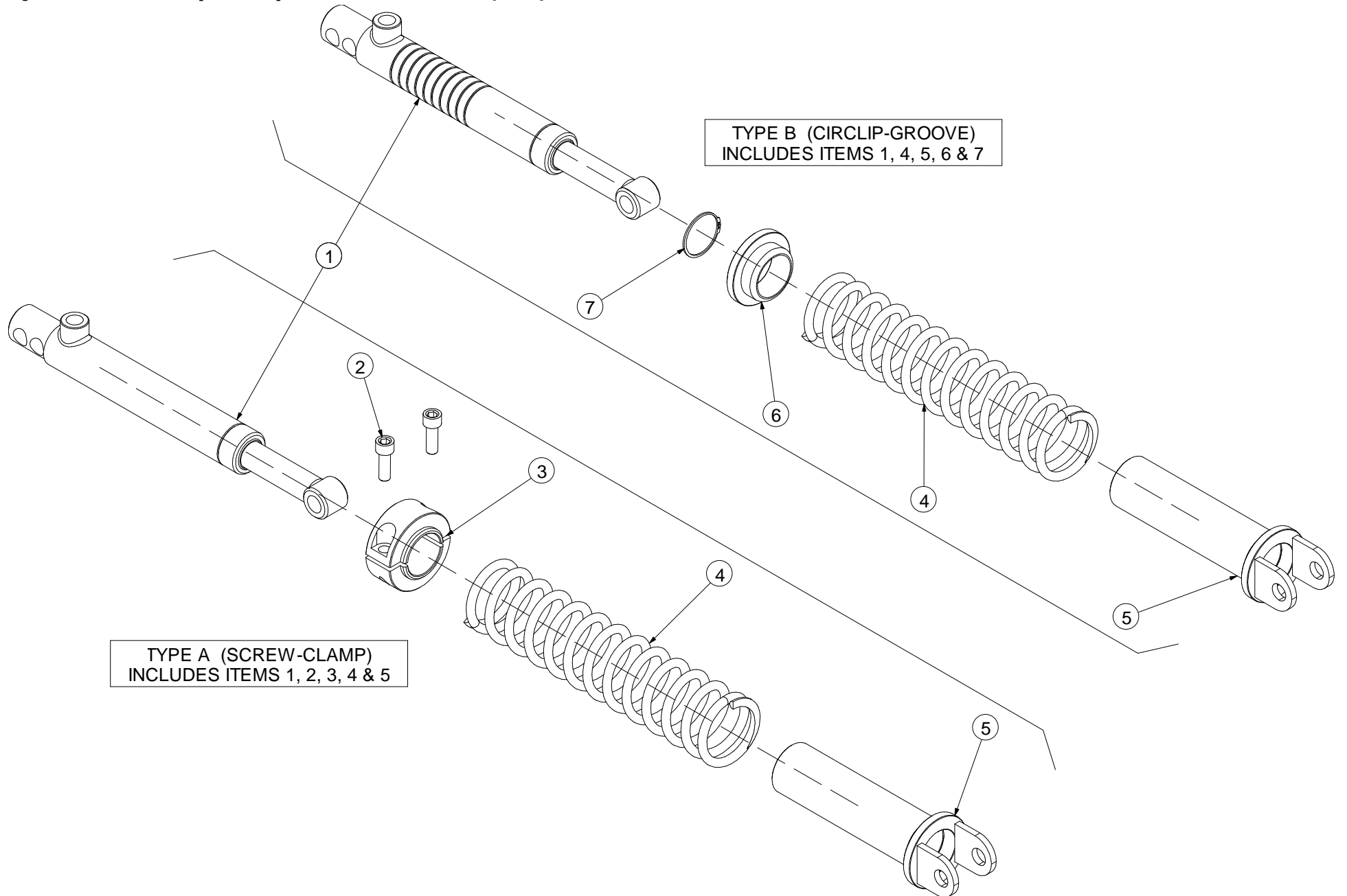
VALVE TORQUE SETTING = 25-30NM



No.	Part No	Description	Qty
1	CVA00361	VALVE CTRL FLOOR KNIVES 2011+	1
<i>INCLUDES ITEMS 2, 3, 4, 5, 11, 12, 14 &amp; 15</i>			
2	CVA00553	BLANKING CAP 1/8"	6
3	CVA00338	VALVE CTE DOUBLE CHECK NC	3
4	CVA00602	VALVE CTE DOUBLE CHECK NO	1
5	CVA00603	VALVE CHECK ASM	2
11	CHY02010	ADAPTOR 1/4" BSP M/M	6
12	CHY00015	WASHER DOWTY 1/4"	6
14	CHY02013	ADAPTOR 1/2" BSP M/M	1
15	CHY00053	WASHER DOWTY 1/2"	2
17	CVA00165	ACCUMULATOR 0.5 LITRE 25 BAR	1
<i>NOT PART OF VALVE ASM - MUST BE ORDERED SEPARATELY</i>			
18	CEL00304	PRESSURE TRANSMITTER 0-250BAR M12	1
<i>NOT PART OF VALVE ASM - MUST BE ORDERED SEPARATELY</i>			

No.	Part No	Description	Qty
-----	---------	-------------	-----

**Hydraulic rams pick-up reel CRA00186 (182)**

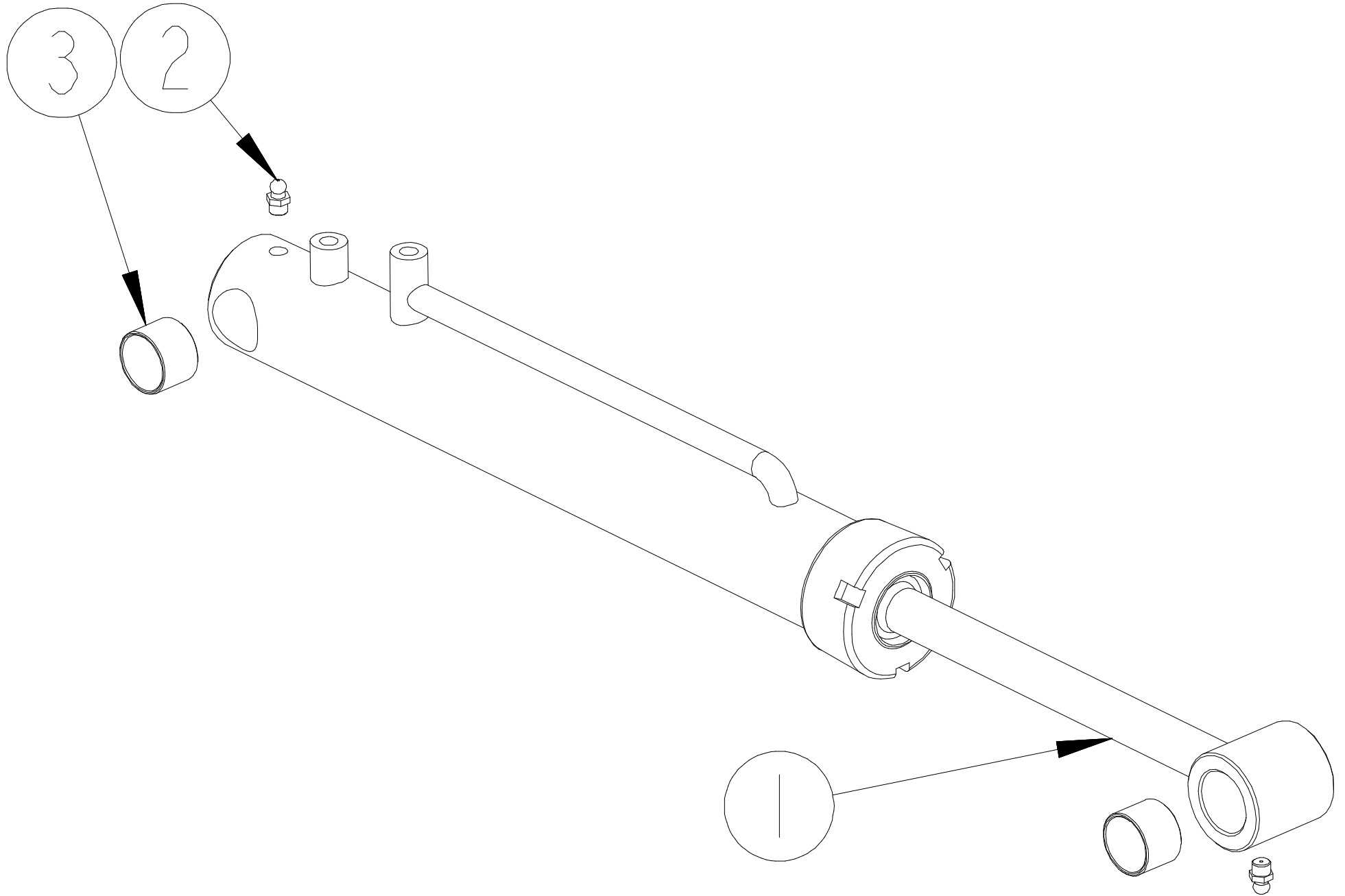




No.	Part No	Description	Qty
1	CRA00186	RAM PICKUP BALER	1
<i>COMPLETE RAM ASSEMBLY (MAY BE TYPE A OR TYPE B)</i>			
2	CFA00602	SETSCREW M10X30 SOC CAP Z/P	2
<i>RAM TYPE A ONLY</i>			
3	ACH00405	SPRING RETAINER RAM PICKUP	1
<i>RAM TYPE A ONLY</i>			
4	CSG00037	SPRING COMP 8X67X300X14	1
5	ACH00404	SPRING RETAINER PICKUP	1
6	CPT00073	SPRING RETAINER FOR CRA00186	1
<i>RAM TYPE B ONLY</i>			
7	CFA00551	CIRCLIP 40MM EXTERNAL	1
<i>RAM TYPE B ONLY</i>			

No.	Part No	Description	Qty
-----	---------	-------------	-----

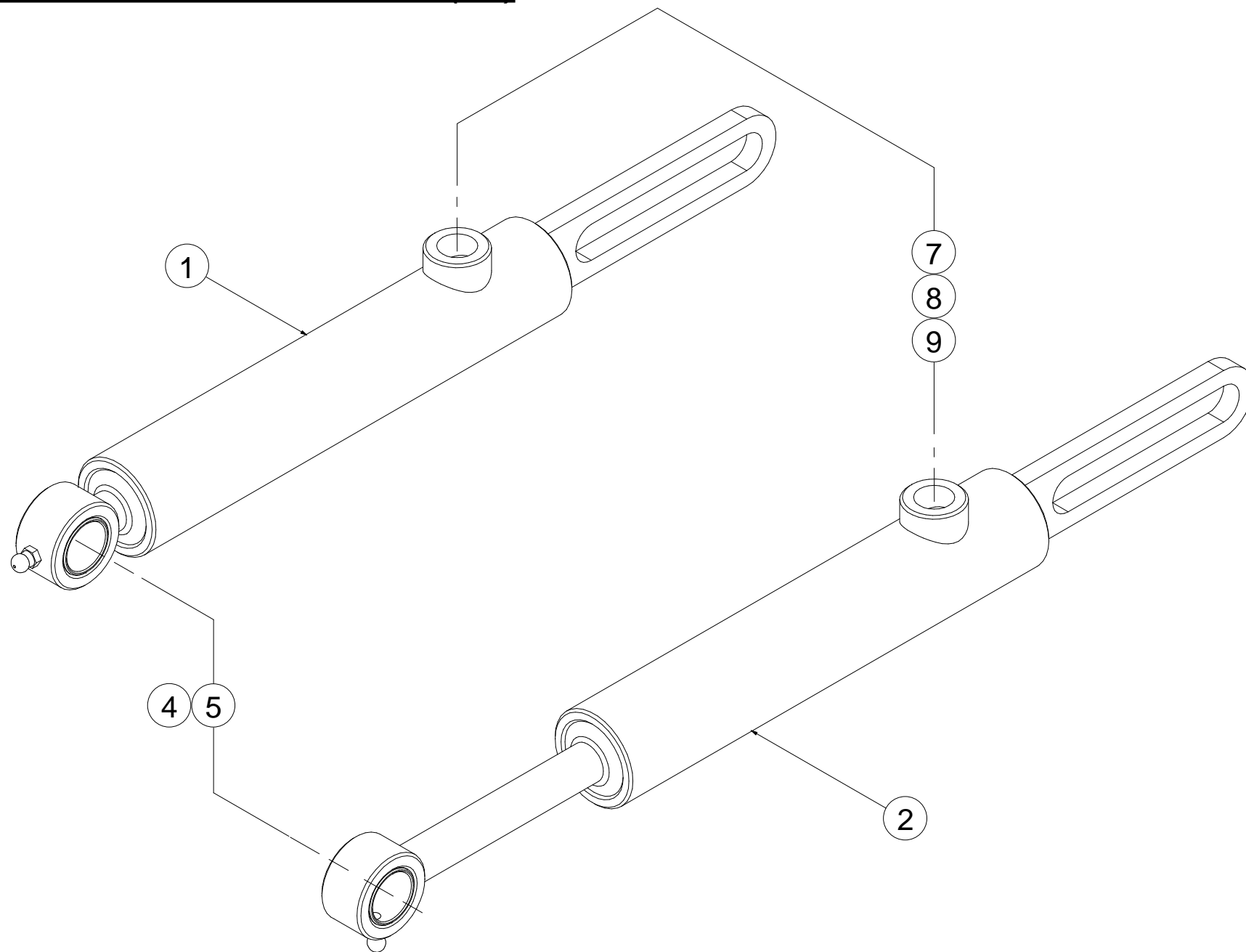
**Hydraulic rams drop floor CRA00193 (184)**



No.	Part No	Description	Qty
1	CRA00193	RAM CHOPPER FLOOR 20X40 BW	2
2	CFA00118	GREASE NIPPLE M8X1.25 STRAIGHT	2
3	CBR00101	BEARING GLACIER PM 2525 DX	4

No.	Part No	Description	Qty
-----	---------	-------------	-----

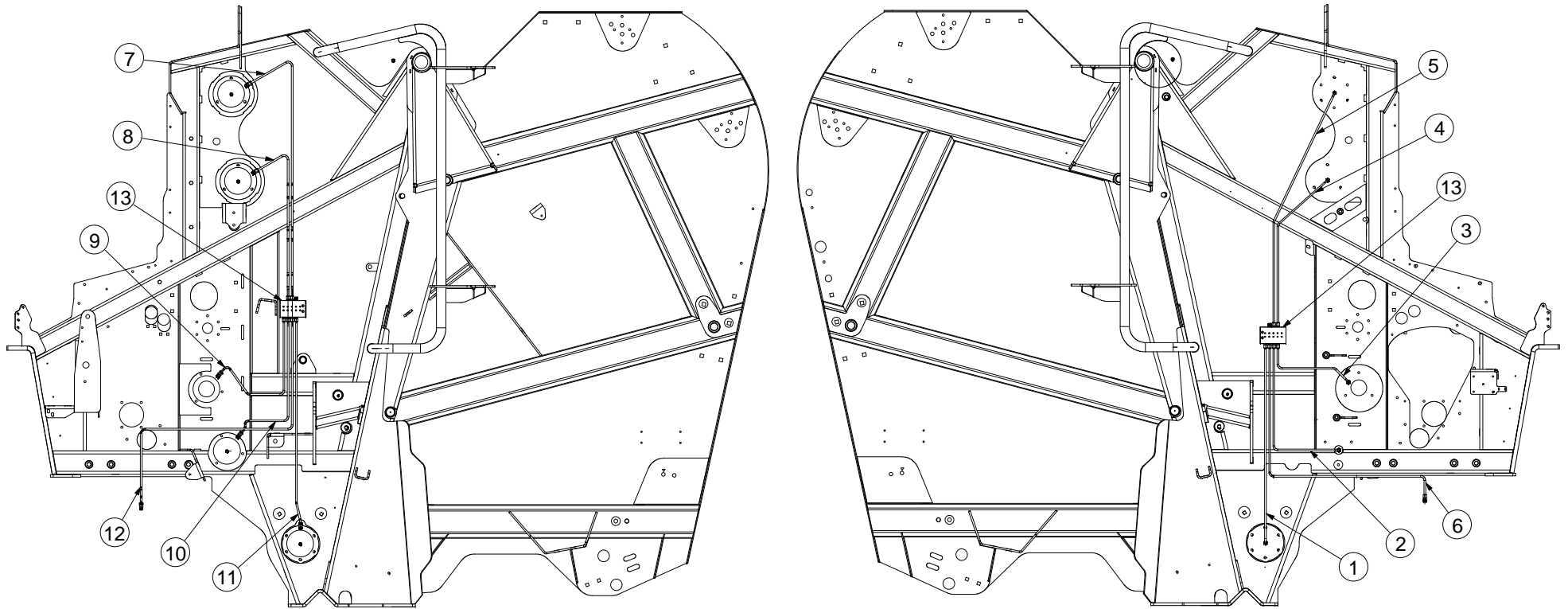
**Hydraulic rams - roller & net reset rams (846)**



No.	Part No	Description	Qty
1	CRA00574	RAM RESET V6	1
		<i>ROLLER RESET RAM (SHORT PISTON ROD)</i>	
2	CRA00652	RAM RESET V6	1
		<i>KNIFE RESET RAM (LONG PISTON ROD)</i>	
4	CFA00590	GREASE NIPPLE 1/8 BSP ST	1
5	CBR00096	BEARING GLACIER PM 2020 DX	1
7	CHY01055	ADAPTOR M18MX1/4M	1
8	CHY00937	WASHER DOWTY M18	1
9	CVA00625	FLOATING RESTRICTOR 0.7MM	1

No.	Part No	Description	Qty
-----	---------	-------------	-----

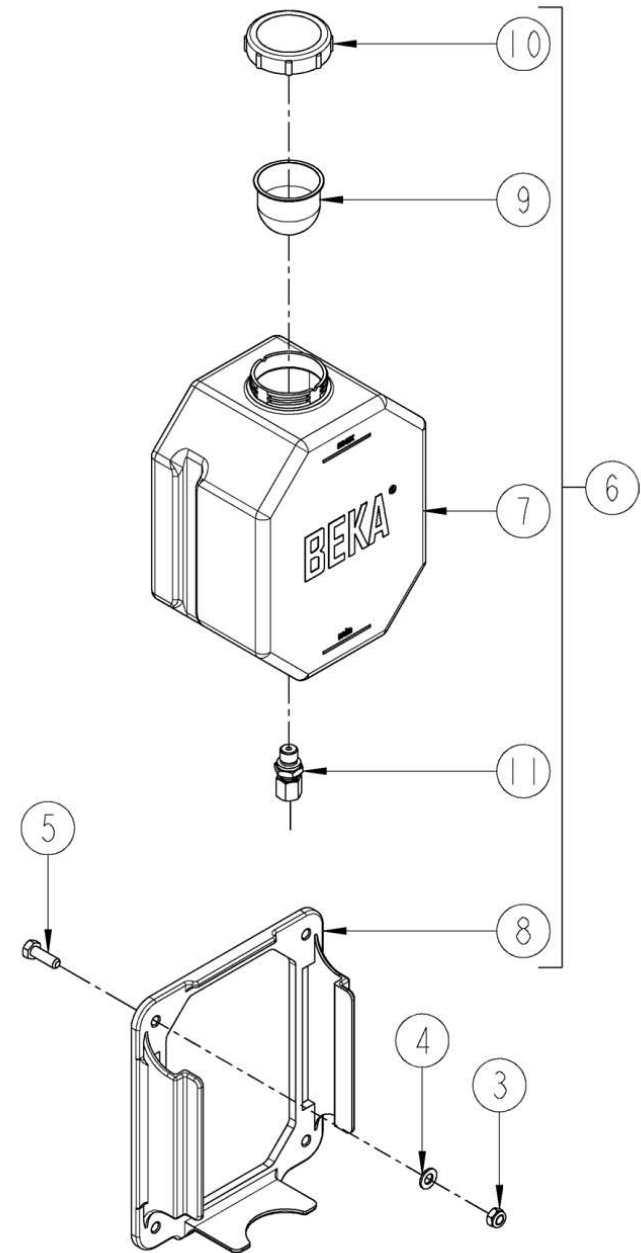
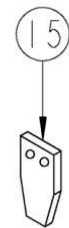
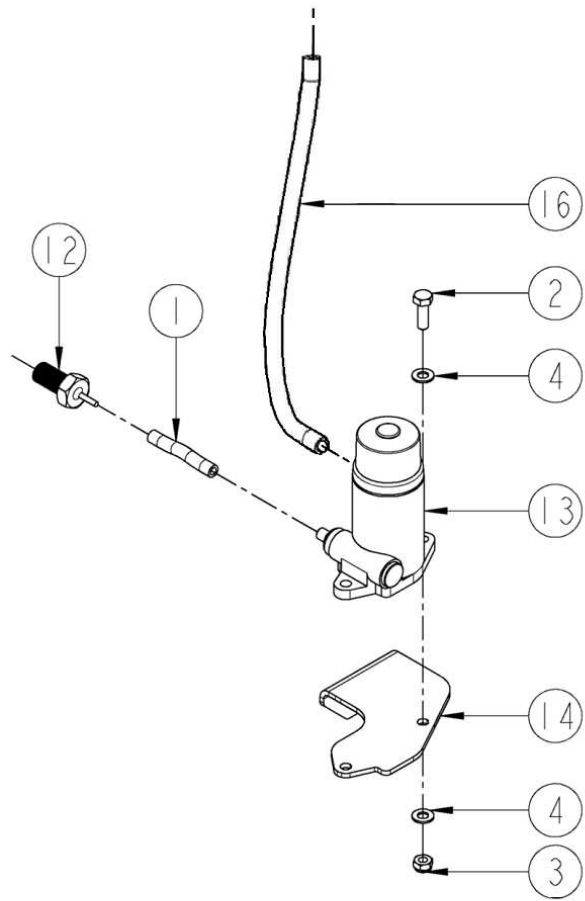
**Grease pipes V6 (871)**



No.	Part No	Description	Qty
1	CHY00264	GREASE PIPE ASSY RT ROLLER 5	1
2	CHY00265	GREASE PIPE ASSY RT ROLLER 4	1
3	CHY00266	GREASE PIPE ASSY RT ROLLER 3	1
4	CHY00267	GREASE PIPE ASSY RT ROLLER 2	1
5	CHY00268	GREASE PIPE ASSY RT ROLLER 1	1
6	CHY00269	GREASE PIPE ASSY RT ROTOR	1
7	CHY00270	GREASE PIPE ASSY LT ROLLER 1	1
8	CHY00271	GREASE PIPE ASSY LT ROLLER 2	1
9	CHY00272	GREASE PIPE ASSY LT ROLLER 3	1
10	CHY00273	GREASE PIPE ASSY LT ROLLER 4	1
11	CHY00274	GREASE PIPE ASSY LT ROLLER 5	1
12	CHY00275	GREASE PIPE ASSY LT ROTOR	1
13	CVA00567	GREASE BLOCK 10 WAY (MANUAL)	2
13a	CFA00549	GREASE FITTING 6MM X 1/8"	24
13b	CFA00590	GREASE NIPPLE 1/8" BSP ST	12

No.	Part No	Description	Qty
-----	---------	-------------	-----

**Oil system 1 (619)**

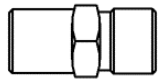




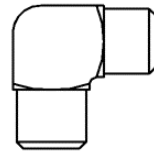
No.	Part No	Description	Qty
1	CBE00172	BEKA OIL PUMP DRIVE LINE PIPE	1
1a	CFA00644	JUBILEE CLIP 13MM-20MM	2
2	CFA00102	SETSCREW M8X25 Z/P	4
3	CFA00132	NUT M8 NYLOC Z/P	8
4	CFA00147	WASHER FLAT 8MM Z/P	12
5	CFA00407	BOLT M8X25 Z/P	4
6	CHY00868	BEKA OIL TANK ASSY	1
7	CHY00869	BEKA OIL TANK	1
8	CHY00870	BEKA OIL TANK BRACKET	1
9	CHY00871	BEKA OIL TANK FILTER	1
10	CHY00872	BEKA OIL TANK CAP	1
11	CHY00873	BEKA OIL TANK FITTING	1
12	CVA00563	BEKA OIL PUMP DRIVE	1
13	CVA00659	BEKA OIL PUMP ( 8:1 RATIO )	1
		<i>REPLACES CVA00564</i>	
13a	CBC00024	SCREW CAP BLACK FOR CVA00564	1
		<i>REPLACEMENT BLACK SCREW CAP FOR TOP OF BEKA OIL PUMP</i>	
13b	CVA10044	THREADED ADJUSTER BEKA OIL PUMP	AR
		<i>REPLACEMENT THREADED ADJUSTER FOR BEKA OIL PUMP</i>	
13c	CVA00573	BEKA OIL PUMP GEARBOX	1
		<i>REPLACEMENT BASE UNIT FOR BOTTOM OF BEKA OIL PUMP</i>	
13d	CVA00574	BEKA OIL PUMP SPUR GEAR	1
		<i>REPLACEMENT SPUR GEAR FOR BEKA OIL PUMP</i>	
14	CZD04357	4MM OIL PUMP BRACKET BELT BALER	1
15	CHY01061	OIL WICK KIT FULL BALER RANGE	1
		<i>CONTAINS 4 SEPARATE WICKS FOR ANY MCHALE BALER MODEL (REPLACES CHY00609 SINGLE WICK)</i>	
16	CHY00892	TUBE 10X8X300 OILER TANK	1
16a	CVA10046	PUSH FITTING 10 G 1/8 BEKA OIL PUMP	1
17	CHY02881	POLYAMIDE 4MM FLEXI OILER PIPE	AR
17a	CVA10045	PUSH FITTING 4 G 1/8 BEKA OIL PUMP	AR

No.	Part No	Description	Qty
-----	---------	-------------	-----

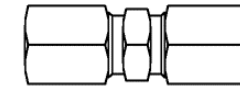
**Oil & Grease fittings (553)**



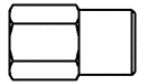
12



13



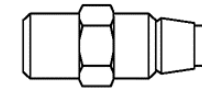
14



15



16



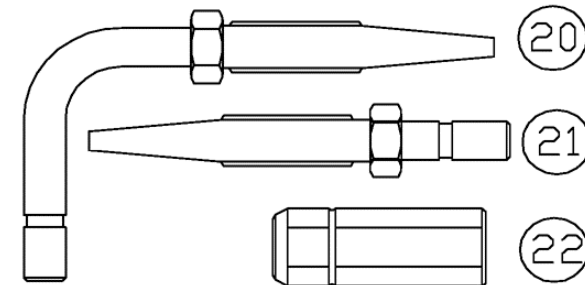
17



18



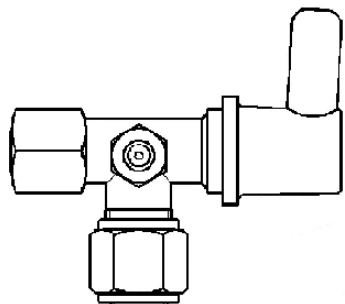
19



20

21

22

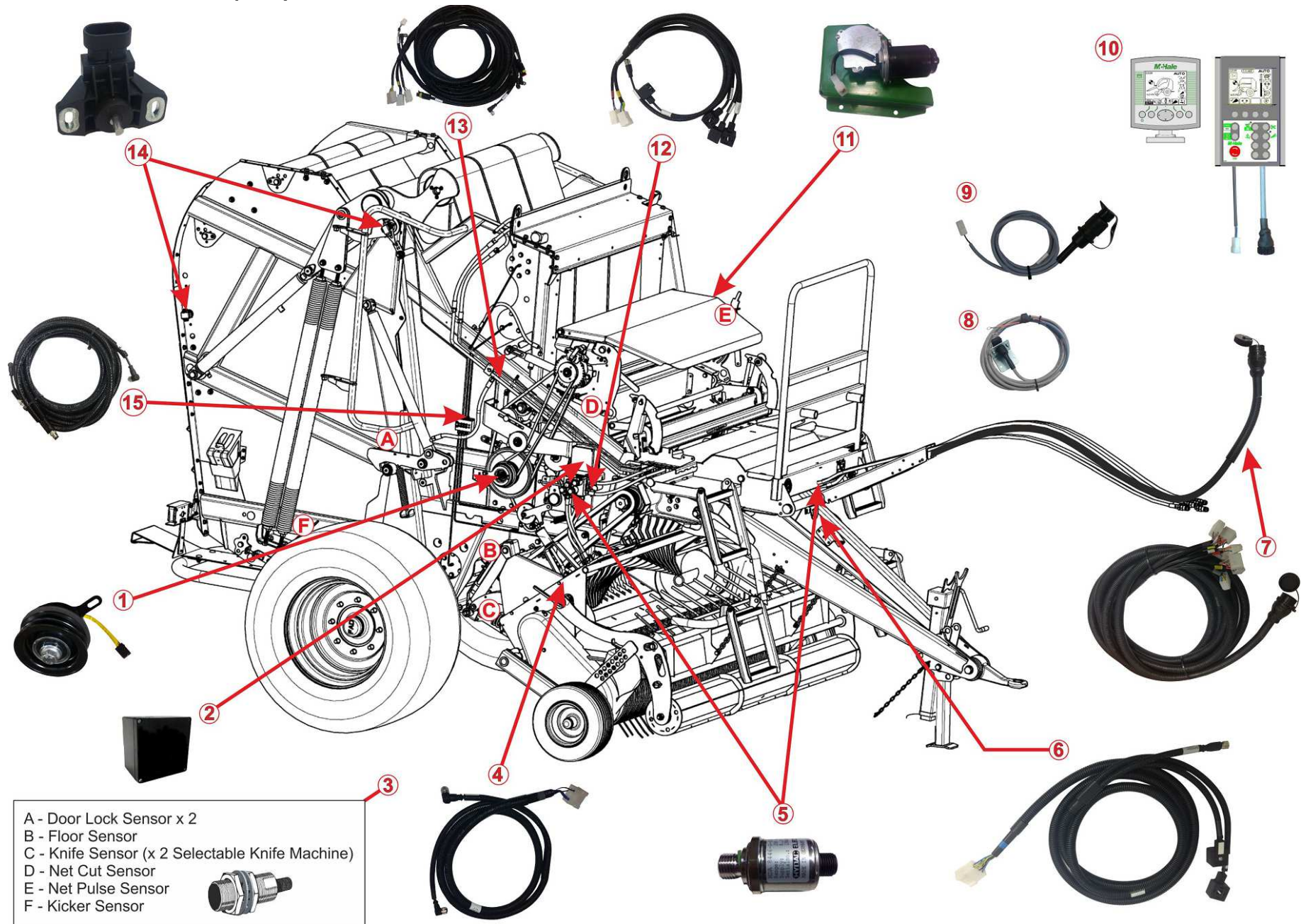


23

No.	Part No	Description	Qty
12	CFA00549	6LL FITTING STRAIGHT	1
13	CFA00543	6LL FITTING ELBOW	1
14	CFA00681	6LL UNION (COMPLETE)	1
15	CFA00682	COMPRESSION NUT	1
16	CFA00544	6LL COUPLING NUT	1
17	CFA00648	CHECK VALVE	1
18	CFA00683	BRASS OLIVE	1
19	CFA00545	STEEL OLIVE	1
20	CHY02323	HOSE STUD ELBOW	1
21	CHY02324	HOSE STUD STRAIGHT	1
22	CHY02325	THREADED SLEEVE	1
23	CHY02612	VALVE SVTE MANUAL GREASE NIPPLE	1

No.	Part No	Description	Qty
-----	---------	-------------	-----

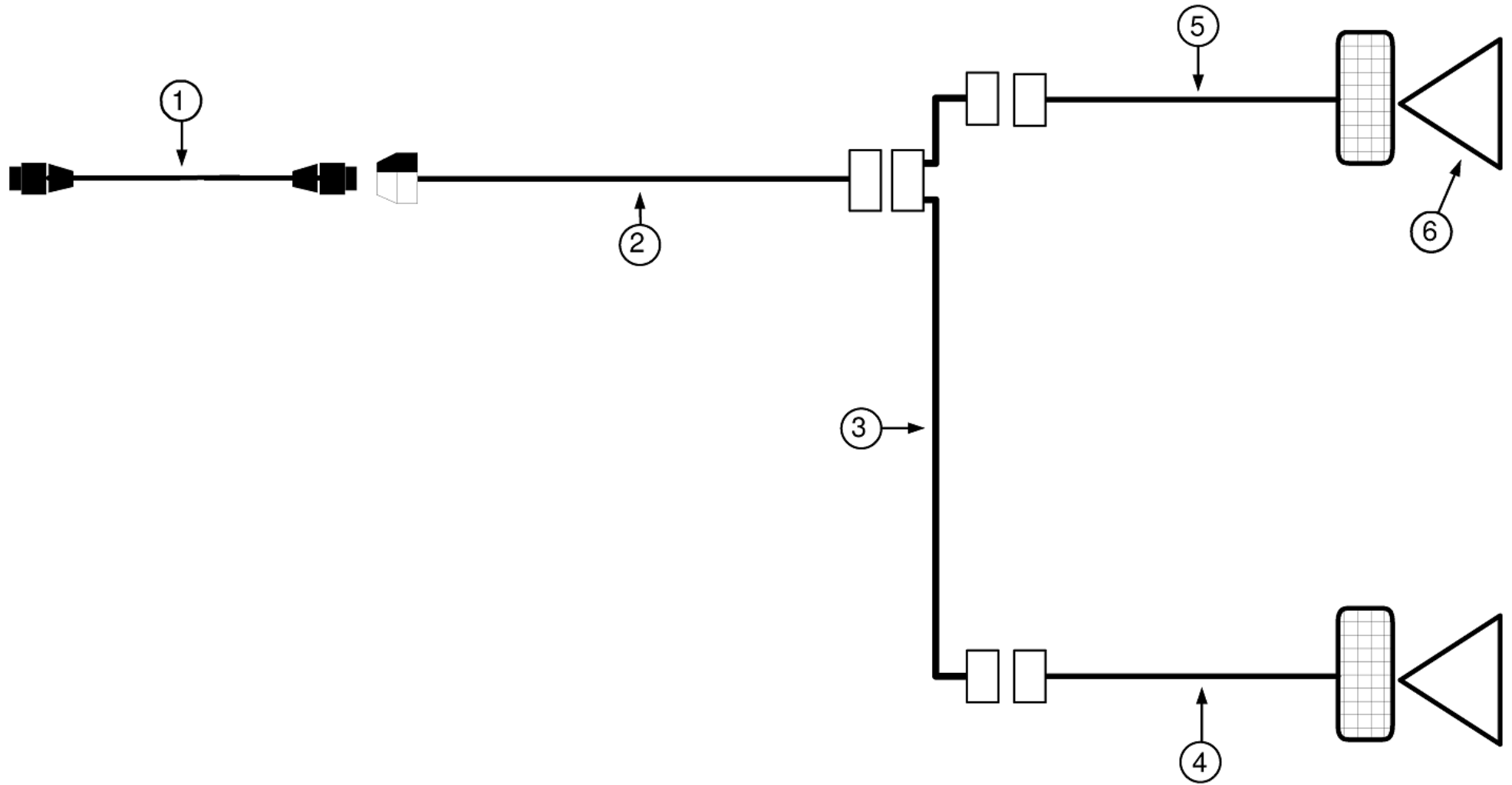
# Electrical control V6 (868)



No.	Part No	Description	Qty
1	CEL00259	MAGNETIC CLUTCH UNIT 12V	1
2	CEL00883	JUNCTION BOX ABS PLASTIC GREY (120X120X80)	1
3	CEL00767	SENSOR M18 PROX M12 PLUG	7
<i>QUANTITY IS 6 ON A V640 &amp; 8 ON A V660 WITH SELECTABLE KNIVES</i>			
4	CEL00905	V6 MK3 KNIFE/FLOOR SENSOR LOOM	1
<i>STANDARD V640 &amp; V660</i>			
4	CEL00910	V6 MK3 SELECT KNIFE SENS LOOM	1
<i>SELECTABLE KNIFE MACHINE ONLY</i>			
5	CEL00304	PRESSURE TRANSMITTER 0-250BAR M12	2
<i>QUANTITY IS 1 ON V640</i>			
6	CEL00907	V6 MK3 DENSITY VALVE LOOM	1
7	CEL00904	V6 MK3 MAIN LOOM	1
8	CEL00010	LOOM EURO POWER LEAD TO BATTERY	1
9	CEL00064	LOOM COBO WHITE CON EURO LEAD	1
10	CEL00675	CONTROL BOX RDS KIT V660	1
<i>USED WITH V660 ONLY</i>			
10	CEL00908	G WIZ CONTROL UNIT V640	1
<i>USED WITH V640 ONLY</i>			
11	CEL00727	MOTOR NET CUT UNIT	1
12	CEL00906	V6 MK3 KNIFE/FLOOR VALVE LOOM	1
<i>STANDARD V640 &amp; V660</i>			
12	CEL00911	V6 MK3 FLOOR VALVE LOOM	1
<i>SELECTABLE KNIFE MACHINE ONLY</i>			
13	CEL00909	V6 MK3 CHAMBER LOOM	1
14	CEL00785	ANGLE SENSOR 12V 120DEG 0.5-4.5VOLT	2
15	CEL00915	PROXIMITY SENSOR SPLITTER, NPN	1

No.	Part No	Description	Qty
-----	---------	-------------	-----

**Electrical lighting kit CEL00602 (197)**



No.	Part No	Description	Qty
1	CEL00218	3M M/M 7PIN CABLE PLUG	1
2	CEL00603	5.7M LIGHTING LOOM F550	1
3	CEL00604	LIGHTING LOOM REAR F550	1
4	CEL00182	LAMP F550 REAR LEFT	1
5	CEL00181	LAMP F550 REAR RIGHT	1
6	CEL00077	REFLECTOR REAR TRIANGULAR	2

No.	Part No	Description	Qty
-----	---------	-------------	-----

## Decals 1 (755)



ATTENTION! ELEMENTS ROTATIFS. DANGER PAR SUITE DE PROJECTION DE CORPS ETRANGERS. ELONGNER TOUTE PERSONNE DE LA ZONE DANGEREUSE.

WARNING! ROTATING ELEMENTS. DANGER DUE TO PROJECTION OF FOREIGN OBJECTS. KEEP ALL PERSONS AWAY FROM THE DANGER AREA.

VORSICHT! NACHLAUFENDE TEILE. GEFÄHR DURCH FORTGESCHLEUDERTE FREIWERKZEUGE. PERSONEN AUS DEM DEFÄHREBEREICH VERWEISEN.

ATENCIÓN! ELEMENTOS ROTATIVOS. PELIGRO DEBIDO A LA PROYECCIÓN DE CUERPOS EXTRAÑOS. ALEJAR A TODA PERSONA DE LA ZONA PELIGROSA.

Keep clear of the machine while working.

**(CST00014)**



Keep hands clear of rotating rollers.

**(CST00017)**



Keep hands out of crush area.

**(CST00019)**




DIE RADMUTTERS MÜSSEN TÄGLICH ÜBERPRÜFT WERDEN

VERIFIEZ RÉGULIÈREMENT LE SERRAGE DES ECROUS DES ROUES

UK CHECK WHEEL NUTS DAILY

Check wheel nuts daily.

**(CST00020)**




Lifting-eye/ lift-hook location.

**(CST00032)**




Grease daily.

**(CST00060)**




Do not dismantle. High pressure always.

**(CST00056)**



Do not stand on the platform when machine is moving or working.

**(CST00107)**




Keep clear of pickup area with machine/engine running.

**(CST00108)**



Read instruction manual before use.

**(CST00110)**



Avoid hydraulic fluid escaping under pressure.

**(CST00111)**



Remove key from tractor before performing maintenance.


**(CST00113)**



No.	Part No	Description	Qty
1	CST00014	DECAL WARNING!ROTATING ELEMENT	1
2	CST00017	DECAL ROTATING ELEMENTs 214	4
3	CST00019	DECAL CRUSHED HAND	2
4	CST00020	DECAL CHECK WHEEL NUTS	2
5	CST00032	DECAL LIFTING HOOK	4
6	CST00060	DECAL GREASE GUN	6
7	CST00056	DECAL ACCUMULATOR WARNING	1
8	CST00107	DECAL NO STANDING ON PLATFORM	1
9	CST00108	DECAL ROTATING PICK UP REEL	2
10	CST00110	DECAL READ MANUAL	1
11	CST00111	DECAL HYDRAULIC WARNING	1
12	CST00113	DECAL REMOVE KEY	1

No.	Part No	Description	Qty
-----	---------	-------------	-----

## Decals 2 (756)




Close protective covers before operating the machine.

**(CST00114)**



Slowly release hydraulic pressure before carrying out maintenance.


**(CST00115)**



20 P.S.I.  
1.38 BAR

Ensure tyre pressure is at 1.38 BAR (20 P.S.I.).

**(CST00119)**



Keep hands out of crush area between roller & chassis rail.

**(CST00120)**




**MAX PTO  
610 RPM**

**MAX  
210 bar**

Maximum hydraulic pressure & PTO speed.

**(CST00121)**




**Warning!**

**(CST00134)**


General Warnings!

**(CST00134)**




Ensure that bystanders are outside the “**danger zone**” before operating tailgate.

**(CST00140)**




To avoid injury stay clear of the “**danger zone**” while machine is operating.

**(CST00141)**




Never adjust or reach into the netter unless the PTO has been disengaged and tractor shut down.

**(CST00142)**



Stay clear of rotating PTO shaft. Entanglement in rotating drive line can cause serious injury or death.

**(CST00143)**



Crush Hazard. Keep hands clear of rotating elements.

**(CST00144)**

No.	Part No	Description	Qty
1	CST00114	DECAL CLOSE PROTECTIVE COVERS	2
2	CST00115	DECAL ACCUMULATOR PRESSURE	1
3	CST00119	DECAL TYRE PRESSURE	2
4	CST00120	DECAL CRUSHED HAND	2
5	CST00121	DECAL OIL PRESSURE/PTO RPM	1
6	CST00134	DECAL GENERIC WARNINGS	1
7	CST00140	DECAL MAN CAUGHT IN DOOR	2
8	CST00141	DECAL DRAWBAR SWING	1
9	CST00142	DECAL HAND IN CHAIN SPROCKET	3
10	CST00143	DECAL MAN CAUGHT IN PTO	1
11	CST00144	DECAL HAND ENTRAPMENT 231	2

No.	Part No	Description	Qty
-----	---------	-------------	-----

## Decals 3 (798)



Disconnect the power supply and turn off the tractor if welding or working on the electrical system.

(CST00145)



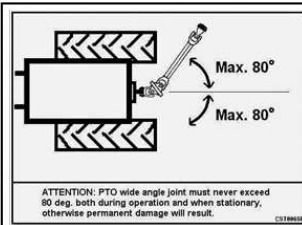
To avoid injury stay clear of tailgate while it is being raised and lowered.

(CST00146)



The control lever operating the pick-up reel should be in the 'float' position.

(CST00609)



The PTO wide angle joint must never exceed 80°, or permanent damage may result.

(CST00658)



Always lock the tailgate in place before working on the open bale chamber.

(CST00675)



McHale logo

(CST00676)



Wheel direction.

(CST00711)

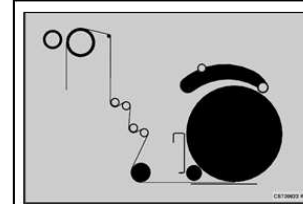


Diagram of net path through feeding rollers.  
(Up to Serial No. 800349)

(CST00662)

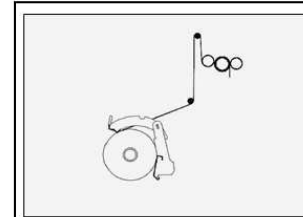
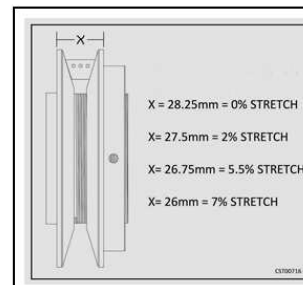


Diagram of net path through feeding rollers.  
(From Serial No. 800350)

(CST00713)



Variable pulley settings to adjust the tension of the net.  
(From Serial No. 800350)

(CST00716)

No.	Part No	Description	Qty
1	CST00145	DECAL DISCONNECT POWER SUPPLY	1
2	CST00146	DECAL MAN BEHIND BALER	2
3	CST00609	DECAL REEL FLOTATION	1
4	CST00658	DECAL PTO MAX OPERATING ANGLE	1
5	CST00675	DECAL DOOR SAFETY TAP V660	3
6	CST00676	MCHALE LOGO BACK PANEL V660	1
7	CST00711	DECAL WHEEL ROTATION	2
8	CST00662	DECAL NET PATH BELT BALER	1
9	CST00713	DECAL NET PATH	1
10	CST00716	DECAL NET PULLEY ADJ SCALE	1

No.	Part No	Description	Qty
-----	---------	-------------	-----

## Decals 4 (799)




Return line must be a Freeflow return to tank

(CST00006)




Remove knives with the correct tool & wear protective gloves.

(CST00112)



Knife release lever position, horizontal-locked, vertical-unlocked. Standard knives

(CST00118)



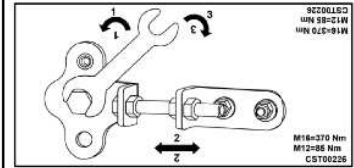
Knife release lever position, horizontal-unlocked, vertical-locked. German knives

(CST00606)




Model Series

(CST00674)



Belt-alignment adjustment

(CST00226)



McHale panel LH

(CST00677)



McHale panel RH

(CST00678)

No.	Part No	Description	Qty
1	CST00006	DECAL FREEFLOW RET TO TANK	1
2	CST00112	DECAL WARNING!SHARP KNIVES	2
3	CST00118	DECAL KNIFE LOCK POSITION	1
4	CST00606	DECAL GERMAN KNIFE LOCK	1
5	CST00674	V660 SILVER PANTONE DECAL	3
6	CST00226	BELT ALIGNMENT DECAL V6	2
7	CST00677	DECAL RECESS LHS V660	1
8	CST00678	DECAL RECESS RHS V660	1

No.	Part No	Description	Qty
-----	---------	-------------	-----